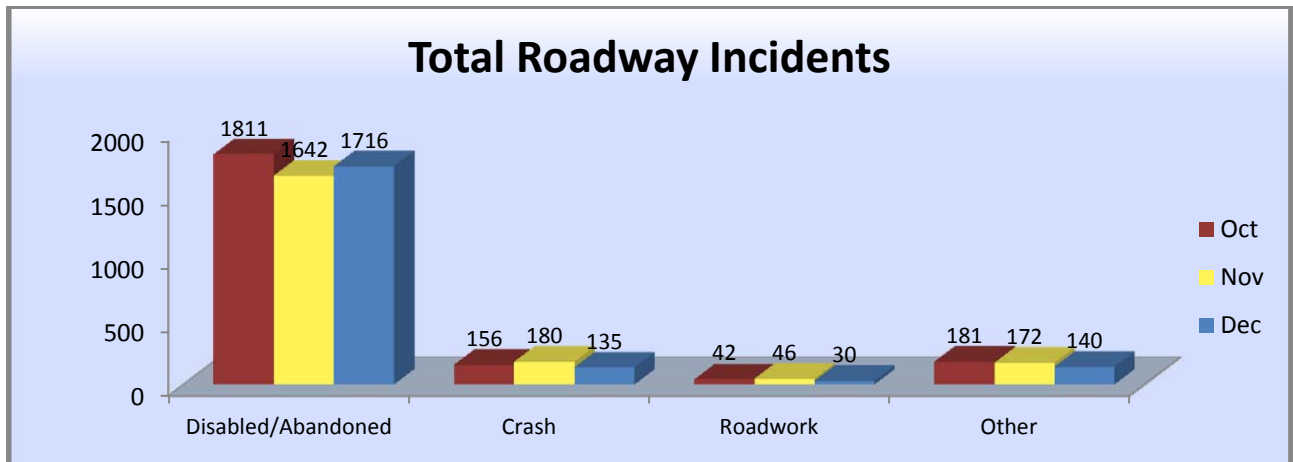
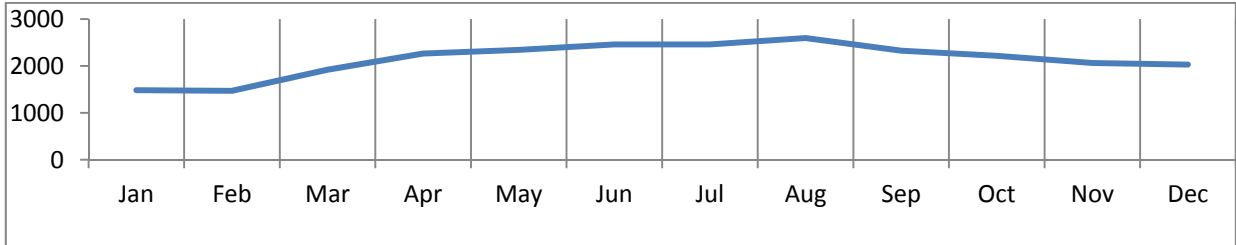


## Total Incidents Managed This Quarter – 6308

Total Incidents Managed YTD – 25,618



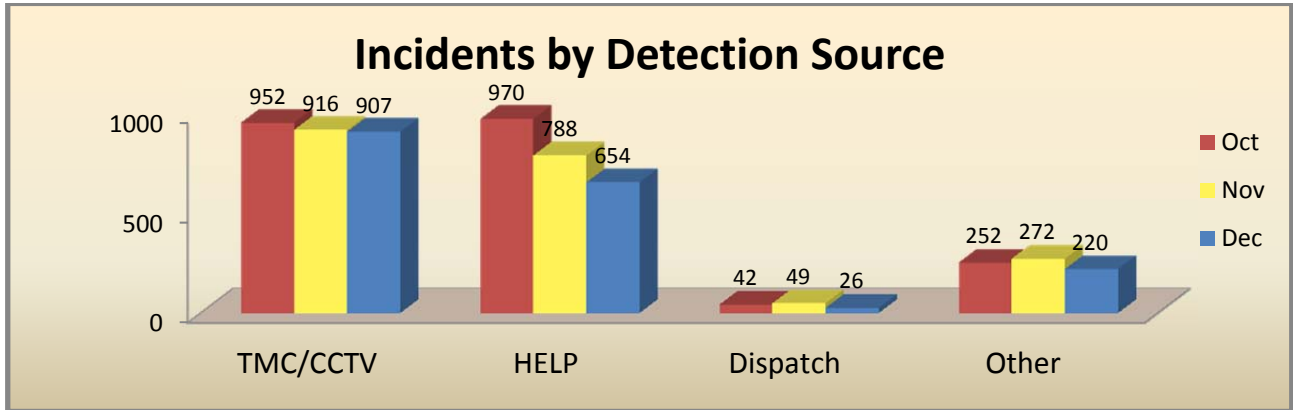
Note: Other includes Vehicle Fire, Debris, Jackknifed Tractor Trailer, Police/Medical/Fire Activity, AMBER Alert, & Weather incidents.

## Events Affecting Traffic This Quarter:

- Overturned Tractor/Trailer Incident, 40EB at 451MM on 10/7/11
- Overturned Vehicle Incident, I81 SB 35MM on 11/1/11
- Multi Vehicle Incident, I-40WB and EB at 396MM on 11/26/11
- Thanksgiving and Christmas Holiday Traffic

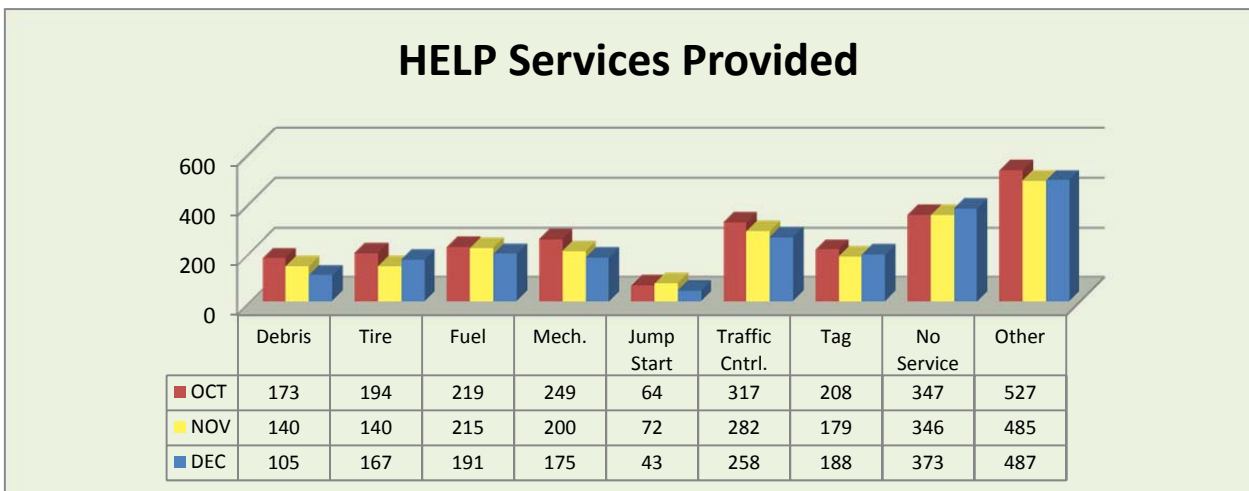
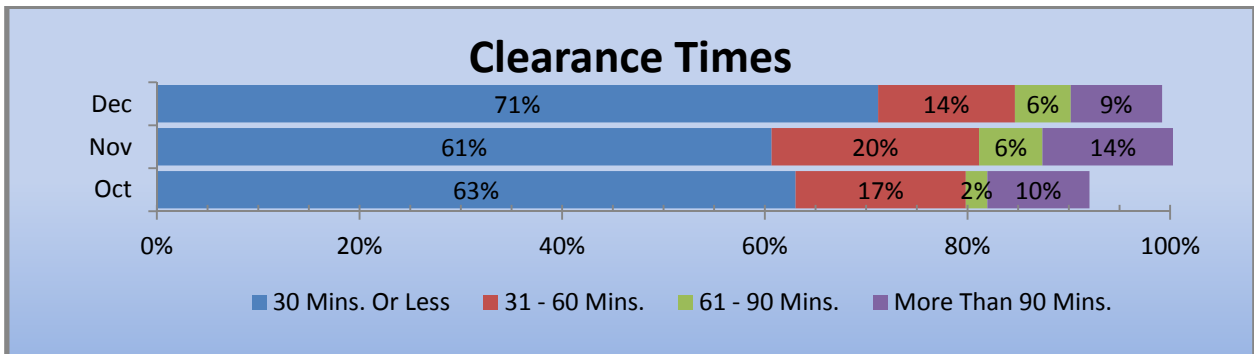
## Incident Hot Spots For The Quarter

| Location |                            | Mile Marker Range | Total Inc. |
|----------|----------------------------|-------------------|------------|
| I-40     | Cedar Bluff – West Hills   | 378-381           | 51         |
| I-40     | West Hills - Papermill     | 381-383           | 45         |
| I-40     | Papermill – I-640          | 383-385           | 36         |
| I-40     | I-640 – I-275              | 385-388           | 35         |
| I-40 OOA | Airport Rd – Buttermilk Rd | 340-360           | 32         |



### DMS Usage

|                           | Oct  | Nov  | Dec  | Quarter |
|---------------------------|------|------|------|---------|
| Total messages posted     | 490  | 499  | 280  | 1269    |
| Average messages per sign | 18.8 | 19.2 | 10.8 | 48.7    |
| Average percent on time   | 3.9% | 4.9% | 1.2% | 3.3%    |



Note: Other includes Extinguish Fire, First Aid, Absorbent, Relocate Vehicle, Fluids, Called Wrecker, Secure Load, Phone Call, Directions, Transported, Unable to Locate, Wrecker Towed, Notified TDOT, Notified Law Enforcement, & Miscellaneous.