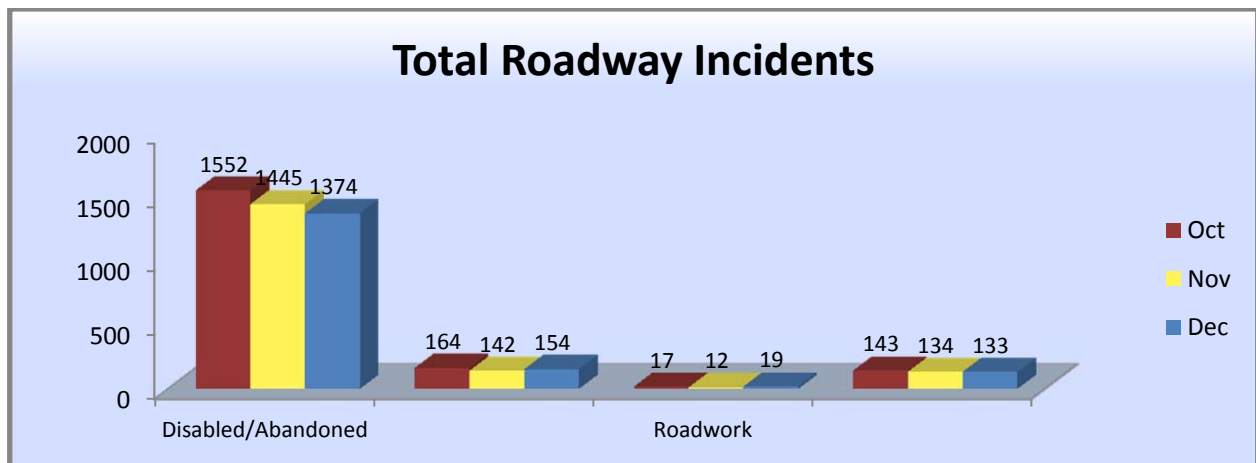
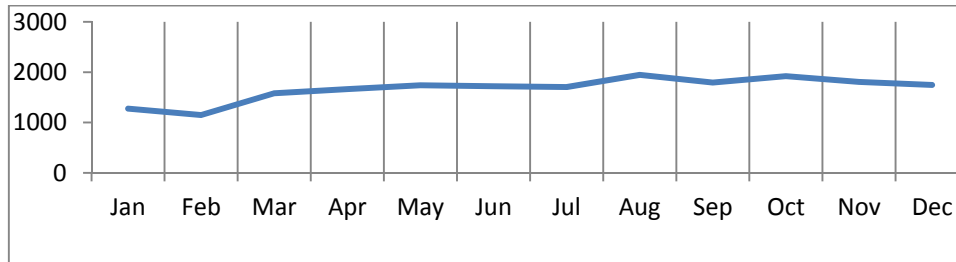


### Total Incidents Managed This Quarter – 4230

Total Incidents Managed YTD – 20,051



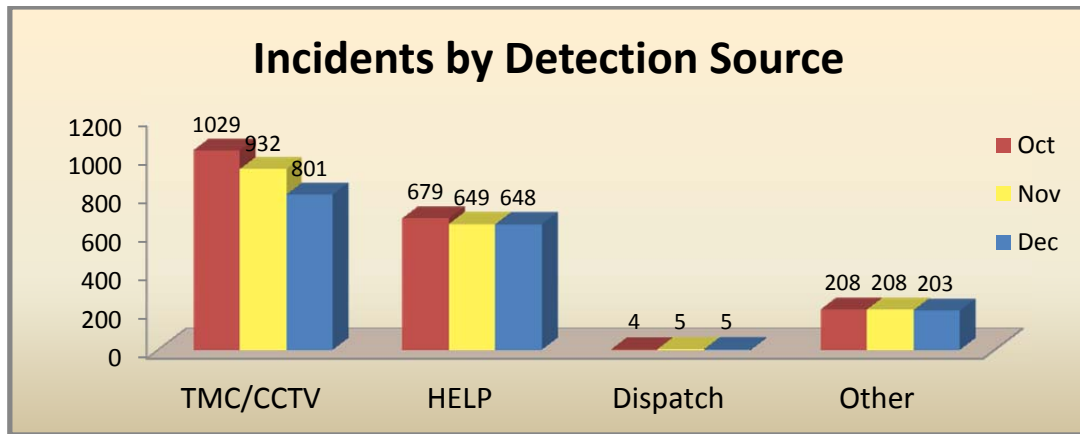
Note: Other includes Vehicle Fire, Debris, Jackknifed Tractor Trailer, Police/Medical/Fire Activity, AMBER Alert, & Weather incidents.

### Events Affecting Traffic This Quarter:

- 10/10-Overtaken cattle tractor trailer I-40 E MM 286
- 10/24-Several crashes in area of I-24 E MM 111,110
- 12/27-Crash involving TT with diesel spill, hazmat involved I-75 N MM 42
- 12/27-TT overturned into guardrail in ridge cut I-24 W MM 182.3
- 12/28-Serious crash involving 2 dump trucks SR-40(US-64) at SR 30

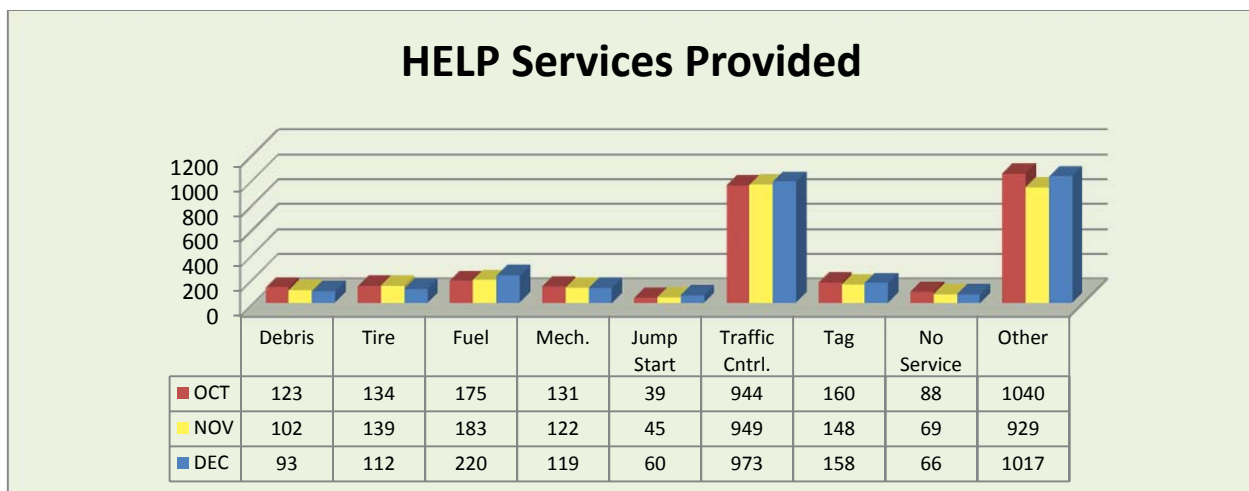
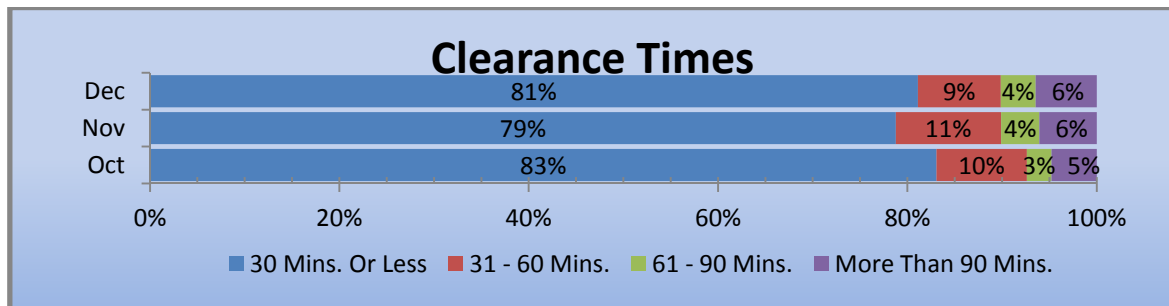
### Incident Hot Spots For The Quarter

Location	Mile Marker Range	Total Incidents
SR 153	I-75 JCT - CHICKAMAUGA DAM	143
I-24	BROAD ST – FOURTH AVENUE	127
I-75	EAST BRAINERD RD – BONNY OAKS DR	95
I-24	FOURTH AVENUE – OLD RINGGOLD RD	88
I-24	LOOKOUT CREEK – BROAD ST	71



### DMS Usage

	OCT	NOV	DEC	Quarter
Total messages posted	466	481	559	1506
Average messages per sign	29.1	30.1	34.9	93.9
Average percent on time	12.9%	32.6%	23.3%	23.7%



Note: Other includes Extinguish Fire, First Aid, Absorbent, Relocate Vehicle, Fluids, Called Wrecker, Secure Load, Phone Call, Directions, Transported, Unable to Locate, Wrecker Towed, Notified TDOT, Notified Law Enforcement, & Miscellaneous.