



NASHVILLE AREA

Metropolitan Planning Organization

June 22, 2010

Ms. Teresa Estes
 Local Programs Development Office
 Tennessee Department of Transportation
 Suite 600, James K. Polk Bldg.
 Nashville, Tennessee 37243

Re : June 2011 FY 2011-15 TIP Amendments for the Nashville Area MPO

Dear Ms. Estes:

Enclosed is an amendment package to the Nashville Area MPO's FY 2011-2015 Transportation Improvement Program (TIP). The amendments were adopted by the MPO Executive Board at its June 15, 2011 meeting.


The package contains several project amendments involving U-STP, L-STP and ENH funds. The following projects are included for your review:

TIP #	Project	Sponsor	Amendment
2011-76-035	Cedar City Trail – Phase 5 & 6	City of Lebanon	Revise termini & description; add funds
2010-79-005	Lebanon's 3R Projects Grouping	City of Lebanon	Add funds
2011-79-162	Hartmann Drive Lighting	City of Lebanon	Add Project to TIP
99-New-23	East B roadway (SR-6)	City of Gallatin	Shift funds; change funding split; program construction

Copies of the original and revised TIP pages are included for your reference. The amendments have been made according to the procedures identified in the MPO's federally-approved Public Participation Plan and result in a fiscally constrained TIP.

Please consider this a formal request to amend the STIP. Thank you for your assistance in processing this request. If you have any questions or comments, please contact me or Félix Castrodad at 862-7204.

Best,



Michael Skipper, AICP
Executive Director

CC w/ enclosures: Ms. Angie Midgett, TDOT
Mr. Larry McGoogin, TDOT
Ms. Lisa Dunn, TDOT
Mr. Will Hager, City of Lebanon
Mr. Jeff Baines, City of Lebanon
Ms. Lanette Phillips, City of Lebanon
Mr. Jim Svoboda, City of Gallatin
Mr. Tom Brashear, Wilson County, MPO TCC Chair
Mayor Karl Dean, MPO Executive Board Chair

Enclosures

MPO RESOLUTION 2011-004

**A RESOLUTION AMENDING THE TRANSPORTATION IMPROVEMENT PROGRAM
FOR FEDERAL FISCAL YEARS 2011 THROUGH 2015**

WHEREAS, the Nashville Area Metropolitan Planning Organization (MPO) is responsible for the development and adoption of a Transportation Improvement Program (TIP) for the metropolitan planning area in cooperation with the state, local governments, and public transit operators; and

WHEREAS, on December 15, 2010, the MPO adopted the TIP for federal fiscal years 2011 through 2015 to advance projects contained within the MPO's 2035 Regional Transportation Plan; and

WHEREAS, the TIP consists of a staged multi-year program of federally and regionally significant transportation improvement projects that are financially constrained by year and includes an annual element for Metropolitan Nashville and Davidson County, Rutherford County, Sumner County, Williamson County, Wilson County, and portions of Maury and Robertson counties; and

WHEREAS, the MPO's Public Participation Plan allows the public and interested stakeholders a period of no less than 21 days to review proposed amendments to the TIP; and

WHEREAS, the following amendments have met all public noticing requirements, are consistent with the 2035 Regional Transportation Plan, and conform to the requirements of Title 23 Code of Federal Regulations Part 450.324;

NOW, THEREFORE, BE IT RESOLVED by the Executive Board of the Nashville Area Metropolitan Planning Organization, that the Fiscal Years 2011 through 2015 Transportation Improvement Program is amended as follows.

Amend#	Project Description	Proposed Change
2011-012	TDOT - SR-109	Add funds; revise funding; add CONST
2011-013	TDOT - SR-397	Add project to TIP
2011-014	Lebanon - Cedar City Trail Ph. 5 & 6	Revise termini, description; add funds
2011-015	TDOT - I-40	Add funds
2011-016	Lebanon - 3R Improvements Grouping	Add funds
2011-017	Lebanon - Hartmann Dr. Lighting	Add project to TIP
2011-018	Gallatin - East Broadway (SR-6)	Shift funds; revise funding; program CONST

Adopted this 15th day of June, 2011 by the Executive Board of the Nashville Area Metropolitan Planning Organization.



The Honorable Mayor Karl Dean
Chairman, MPO Executive Board

Attest:



Michael Skipper
Secretary, MPO Executive Board

MPO RESOLUTION 2010-008

A RESOLUTION ADOPTING THE 2035 REGIONAL TRANSPORTATION PLAN

WHEREAS, the Nashville Area Metropolitan Planning Organization (MPO) is responsible for carrying out a comprehensive, cooperative, and continuing transportation planning process throughout Davidson, Rutherford, Sumner, Williamson, Wilson and portions of Maury and Robertson counties; and

WHEREAS, the Safe, Accountable, Flexible, Efficient, Transportation Equity Act - A Legacy for Users (SAFETEA-LU), passed by the United States Congress and signed into law by the President in 2005, requires that each MPO adopt a long range transportation plan to help guide federal investments in transportation infrastructure; and

WHEREAS, various federal, state, regional, and local agencies and organizations concerned with transportation planning for the MPO area have cooperatively developed the 2035 Regional Transportation Plan to satisfy federal planning requirements of SAFETEA-LU; and

WHEREAS, the MPO has followed the prescribed guidance for the development of the long range transportation plan, as found in the Final Rule for Metropolitan Planning in the Federal Register, February 14, 2007 under section 450.322, in the preparation of the 2035 Regional Transportation Plan; and

WHEREAS, the MPO has involved the public and interested stakeholders in an open and transparent process as detailed by the MPO's Public Participation Plan which includes a public review and comment period of no less than 30 days, at least one public workshop in each of the counties of the MPO, and two formal public hearings; and


WHEREAS, the 2035 Regional Transportation Plan is consistent with state and local transportation plans and programs and has been determined to be in conformity with the Clean Air Act Amendments of 1990;

NOW, THEREFORE, BE IT RESOLVED by the Executive Board of the Nashville Area MPO, that 2035 Regional Transportation Plan is adopted in order to ensure the continued livability, sustainability, prosperity, and diversity of Middle Tennessee by serving as the basis for future transportation planning and programming decisions for the region.

Adopted this 15th day of December, 2010 by the Executive Board of the Nashville Area Metropolitan Planning Organization.


The Honorable Mayor Karl F. Dean
Chairman, MPO Executive Board

Attest:


Michael Skipper, AICP
Secretary, MPO Executive Board

MPO RESOLUTION 2010-009

**A RESOLUTION ADOPTING THE TRANSPORTATION IMPROVEMENT PROGRAM
FOR FEDERAL FISCAL YEARS 2011 THROUGH 2015**

WHEREAS, the Nashville Area Metropolitan Planning Organization (MPO) is responsible for carrying out a comprehensive, cooperative, and continuing transportation planning process throughout Davidson, Rutherford, Sumner, Williamson, Wilson and portions of Maury and Robertson counties; and

WHEREAS, the Safe, Accountable, Flexible, Efficient, Transportation Equity Act - A Legacy for Users (SAFETEA-LU), passed by the United States Congress and signed into law by the President in 2005, requires that each MPO adopt a short-range work program that consists of federally funded and/or regionally significant transportation improvement projects within the metropolitan area; and

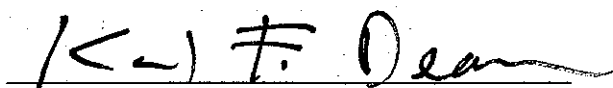
WHEREAS, various federal, state, regional, and local agencies and organizations concerned with transportation planning for the MPO area have cooperatively developed the Transportation Improvement Program (TIP) for Federal Fiscal Years 2011 through 2015 to satisfy federal planning requirements of SAFETEA-LU; and

WHEREAS, the TIP is comprised of projects that are derived from the MPO's adopted 2035 Regional Transportation Plan, is consistent with local and state transportation plans, and has met the requirements of Title 23 Code of Federal Regulations Part 450.324; and

WHEREAS, the MPO has involved the public and interested stakeholders in an open and transparent process as detailed by the MPO's Public Participation Plan which includes a public review and comment period of no less than 21 days and two formal public hearings;

NOW, THEREFORE, BE IT RESOLVED by the Executive Board of the Nashville Area MPO, that Transportation Improvement Program for Federal Fiscal Years 2011 through 2015 is adopted in order to ensure the continued livability, sustainability, prosperity, and diversity of Middle Tennessee by implementing the short-range component of the 2035 Regional Transportation Plan.

Adopted this 15th day of December, 2010 by the Executive Board of the Nashville Area Metropolitan Planning Organization.



The Honorable Mayor Karl F. Dean
Chairman, MPO Executive Board

Attest:



Michael Skipper, AICP
Secretary, MPO Executive Board



U.S. Department
of Transportation
**Federal Highway
Administration**

Tennessee Division

January 7, 2011

404 BNA Drive, Suite 508
Nashville, Tennessee 37217
Phone (615) 781-5770
Fax (615) 781-5773
www.fhwa.dot.gov

Mr. Paul Degges
Chief Engineer
Tennessee Department of Transportation
James K. Polk Building, Suite 700
Nashville, TN 37243-0349

In Reply Refer To:
HPP-TN

Subject: 2011-2014 Nashville and Jackson TIPs

Dear Mr. Degges:

The Federal Highway Administration (FHWA) and Federal Transit Administration (FTA) have reviewed the Statewide Transportation Improvement Program (STIP) Amendment for Fiscal Years 2011-2014. The 23 CFR 450.220 requires FHWA and FTA approval of the STIP at least every four years. This amendment includes Transportation Improvement Programs without modification for the Nashville and Jackson Metropolitan Planning Organizations.

The Tennessee Department of Transportation has provided appropriate public involvement for the STIP amendment, and has documented appropriate fiscal constraint.

The FHWA and FTA approve the FY 2011-2014 STIP, as amended, based on the requirements of the 23 CFR 450. If you have any questions regarding this approval, please contact Britta Stein at (615) 781-5792, or Elizabeth Martin of FTA at (404) 865-5612.

Sincerely,

Pamela M. Kordenbrock
Division Administrator

cc: Mr. Joe Carpenter, Chief Environment & Planning Bureau, TDOT
Ms. Jeanne Stevens, Director, Long Range Planning, TDOT
Mr. Jim Moore, Director, Program Development, TDOT
Ms. Deborah Fleming, MPO Program Coordinator, TDOT
Ms. Angela Midgett, MPO Program Coordinator, TDOT
Mr. Keith Donaldson, MPO Coordinator, MPO
Mr. Michael Skipper, MPO Coordinator, Nashville MPO
Ms. Elizabeth Martin, Community Planner, FTA Region 4
Ms. Valencia Williams, Community Planner, FTA Region 4
Ms. Jamie Pfister, Planning & Program Director, FTA Region 4



This page left blank intentionally

Nashville Area Metropolitan Planning Organization

FY 2011-2015 TIP Amendments – June 2011

TIP Amendment # 2011-014

TIP #: 2011-76-035
2035 RTP#: 1076-305
Project: Cedar City Trail Phase 5 & 6
Requested By: City of Lebanon
Phase: Preliminary Engineering, Right-of-Way, Construction
Fiscal Year(s): 2011, 2012, 2013
Proposed Changes: Revise termini; Expand description; Add funds

Total Project Cost: \$1,275,657

FROM: \$ 830,898

<i>FY</i>	<i>Type of Work</i>	<i>Funding</i>	<i>Total</i>	<i>Federal</i>	<i>State</i>	<i>Local</i>
2011	PE-N	L-STP	897	718		179
2011	PE-D	ENH	74,703	59,762		14,941
2011	ROW	L-STP	205,000	164,000		41,000
2012	CONST	ENH	550,298	440,238		110,060
Total			830,898	664,718		166,180

TO: \$ 1,275,657

<i>FY</i>	<i>Type of Work</i>	<i>Funding</i>	<i>Total</i>	<i>Federal</i>	<i>State</i>	<i>Local</i>
2011	PE-N	LOCAL	11,000			11,000
2011	PE-D	LOCAL	99,000			99,000
2012	ROW	LOCAL	135,489			135,489
2013	ROW	LOCAL	25,000			25,000
2013	CONST	ENH	1,005,168	1,000,526		4,642
Total			1,275,657	1,000,526		275,131

Description: Multi-use paved trail extension from trailhead location at Hickory Ridge Road along Bartons Creek to the south connecting with existing and proposed schools and continues under Leeville Pike and across Bartons Creek to McClain School.

Background: This project is an existing project in the 2011-15 TIP. The project is being amended to include Phase 6 which has received Enhancement funds and is being combined with Phase 5 already in the TIP. The City of Lebanon is using PE and the donation of ROW as soft match for the project. The Federal and Local shares for the project remain an 80/20 split. Construction Engineering Inspection (CEI) and TDOT Oversight fees are included in the Construction phase funds.



Nashville Area MPO Fiscal Years 2011-2015 Transportation Improvement Program

TIP #	<input type="text" value="2011-76-035"/>	TDOT PIN #	<input type="text"/>	Improvement Type	<input type="text" value="Greenway"/>	Lead Agency	<input type="text" value="Lebanon"/>
County	<input type="text" value="Wilson"/>	Length	<input type="text" value="2.0"/> mi	RTP#	<input type="text" value="1076-305"/>	Conformity Status	<input type="text" value="Exempt"/>
Route/Project Name	<input type="text" value="Cedar City Trail - Phase 5 (Bartons Creek South)"/>					Total Project Cost	<input type="text" value="\$830,898"/>
Termini or Intersection	<input type="text" value="From East of Hartmann Drive along Bartons Creek"/>						
Project Description	<input type="text" value="Multi-use paved trail extension of existing trail system from Don Fox Park along Bartons Creek to the south connecting with existing & proposed schools as well as a proposed trail head at Leeville Pike."/>						

Fiscal Year	Type of Work	Funding Type	Total Funds	Fed Funds	State Funds	Local Funds
<input type="text" value="2011"/>	<input type="text" value="PE-N"/>	<input type="text" value="L-STP"/>	<input type="text" value="\$897"/>	<input type="text" value="\$718"/>	<input type="text"/>	<input type="text" value="\$179"/>
<input type="text" value="2011"/>	<input type="text" value="PE-D"/>	<input type="text" value="ENH"/>	<input type="text" value="\$74,703"/>	<input type="text" value="\$59,762"/>	<input type="text"/>	<input type="text" value="\$14,941"/>
<input type="text" value="2011"/>	<input type="text" value="ROW"/>	<input type="text" value="L-STP"/>	<input type="text" value="\$205,000"/>	<input type="text" value="\$164,000"/>	<input type="text"/>	<input type="text" value="\$41,000"/>
<input type="text" value="2012"/>	<input type="text" value="CONST"/>	<input type="text" value="ENH"/>	<input type="text" value="\$550,298"/>	<input type="text" value="\$440,238"/>	<input type="text"/>	<input type="text" value="\$110,060"/>

		Remarks		
Amendment 1 #	<input type="text"/>	Admin Modification 1#		<input type="text"/>
Amended on	<input type="text"/>	Modified on		<input type="text"/>
Amendment 2 #	<input type="text"/>	Admin Modification 2#		<input type="text"/>
Amended on	<input type="text"/>	Modified on		<input type="text"/>



This map is for illustrative purposes only. Drawings depict conceptual project corridors and areas, not approved alignments.



REVISED

Nashville Area MPO Fiscal Years 2011-2015 Transportation Improvement Program

TIP #	<input type="text" value="2011-76-035"/>	TDOT PIN #	<input type="text"/>	Improvement Type	<input type="text" value="Greenway"/>	Lead Agency	<input type="text" value="Lebanon"/>
County	<input type="text" value="Wilson"/>	Length	<input type="text" value="2.0"/> mi	RTP#	<input type="text" value="1076-305"/>	Conformity Status	<input type="text" value="Exempt"/>
Route/Project Name	<input type="text" value="Cedar City Trail - Phase 5 & 6"/>					Total Project Cost	<input type="text" value="\$1,275,657"/>
Termini or Intersection	<input type="text" value="From Hickory Ridge Road along Bartons Creek"/>						
Project Description	<input type="text" value="Multi-use paved trail extension from trailhead at Hickory Ridge Rd along Bartons Creek to the south connecting with existing & proposed schools and continue under Leeville Pike and across Bartons Creek to McClain School."/>						

Fiscal Year	Type of Work	Funding Type	Total Funds	Fed Funds	State Funds	Local Funds
<input type="text" value="2011"/>	<input type="text" value="PE-N"/>	<input type="text" value="LOCAL"/>	<input type="text" value="\$11,000"/>	<input type="text"/>	<input type="text"/>	<input type="text" value="\$11,000"/>
<input type="text" value="2011"/>	<input type="text" value="PE-D"/>	<input type="text" value="LOCAL"/>	<input type="text" value="\$99,000"/>	<input type="text"/>	<input type="text"/>	<input type="text" value="\$99,000"/>
<input type="text" value="2012"/>	<input type="text" value="ROW"/>	<input type="text" value="LOCAL"/>	<input type="text" value="\$135,489"/>	<input type="text"/>	<input type="text"/>	<input type="text" value="\$135,489"/>
<input type="text" value="2013"/>	<input type="text" value="ROW"/>	<input type="text" value="LOCAL"/>	<input type="text" value="\$25,000"/>	<input type="text"/>	<input type="text"/>	<input type="text" value="\$25,000"/>

			Remarks
Amendment 1 #	<input type="text" value="2011-014"/>	Admin Modification 1#	<input type="text"/>
Amended on	<input type="text" value="6/15/2011"/>	Modified on	<input type="text"/>
Amendment 2 #	<input type="text"/>	Admin Modification 2#	<input type="text"/>
Amended on	<input type="text"/>	Modified on	<input type="text"/>



This map is for illustrative purposes only. Drawings depict conceptual project corridors and areas, not approved alignments.



REVISED

Nashville Area MPO Fiscal Years 2011-2015 Transportation Improvement Program

TIP #	<input type="text" value="2011-76-035b"/>	TDOT PIN #	<input type="text"/>	Improvement Type	<input type="text" value="Greenway"/>	Lead Agency	<input type="text" value="Lebanon"/>
County	<input type="text" value="Wilson"/>	Length	<input type="text" value="2.0"/> mi	RTP#	<input type="text" value="1076-305"/>	Conformity Status	<input type="text" value="Exempt"/>
Route/Project Name	<input type="text" value="Cedar City Trail - Phase 5 & 6"/>					Total Project Cost	<input type="text" value="\$1,275,657"/>
Termini or Intersection	<input type="text" value="From Hickory Ridge Road along Bartons Creek"/>						
Project Description	<input type="text" value="Multi-use paved trail extension from trailhead at Hickory Ridge Rd along Bartons Creek to the south connecting with existing & proposed schools and continue under Leeville Pike and across Bartons Creek to McClain School."/>						

Fiscal Year	Type of Work	Funding Type	Total Funds	Fed Funds	State Funds	Local Funds
<input type="text" value="2013"/>	<input type="text" value="CONST"/>	<input type="text" value="ENH"/>	<input type="text" value="\$1,005,168"/>	<input type="text" value="\$1,000,526"/>	<input type="text"/>	<input type="text" value="\$4,642"/>
<input type="text"/>	<input type="text"/>	<input type="text"/>	<input type="text"/>	<input type="text"/>	<input type="text"/>	<input type="text"/>
<input type="text"/>	<input type="text"/>	<input type="text"/>	<input type="text"/>	<input type="text"/>	<input type="text"/>	<input type="text"/>
<input type="text"/>	<input type="text"/>	<input type="text"/>	<input type="text"/>	<input type="text"/>	<input type="text"/>	<input type="text"/>

			Remarks	
Amendment 1 #	<input type="text" value="2011-014"/>	Admin Modification 1#	<input type="text"/>	
Amended on	<input type="text" value="6/15/2011"/>	Modified on	<input type="text"/>	
Amendment 2 #	<input type="text"/>	Admin Modification 2#	<input type="text"/>	
Amended on	<input type="text"/>	Modified on	<input type="text"/>	



This map is for illustrative purposes only. Drawings depict conceptual project corridors and areas, not approved alignments.

This page left blank intentionally

Nashville Area Metropolitan Planning Organization

FY 2011-2015 TIP Amendments – June 2011

TIP Amendment # 2011-016

TIP #: 2010-79-005
2035 RTP#: 1072-284
Project: **City of Lebanon 3R Improvement Projects Grouping**
Requested By: City of Lebanon
Phase: Preliminary Engineering, Construction
Fiscal Year(s): 2011
Proposed Changes: **Add funds**
Total Project Cost: \$1,084,339

FROM: \$814,170

<i>FY</i>	<i>Type of Work</i>	<i>Funding</i>	<i>Total</i>	<i>Federal</i>	<i>State</i>	<i>Local</i>
2011	PE-N	LOCAL	4,863			4,863
2011	PE-D	LOCAL	35,137			35,137
2011	CONST	L-STP	774,170	619,336		154,834
Total			814,170	619,336		194,834

TO: \$1,084,339

<i>FY</i>	<i>Type of Work</i>	<i>Funding</i>	<i>Total</i>	<i>Federal</i>	<i>State</i>	<i>Local</i>
2011	PE-N	LOCAL	4,863			4,863
2011	PE-N	L-STP	6,250	5,000		1,250
2011	PE-D	LOCAL	35,137			35,137
2011	PE-D	L-STP	56,000	44,800		11,200
2012	CONST	L-STP	982,089	785,671		196,418
Total			1,084,339	835,471		248,868

Description: Resurfacing, restoration and rehabilitation improvements of various roads in the City of Lebanon.

Background: This project is an existing project in the 2011-15 TIP. The project is being amended to add un-programmed funds from Lebanon's L-STP balance.

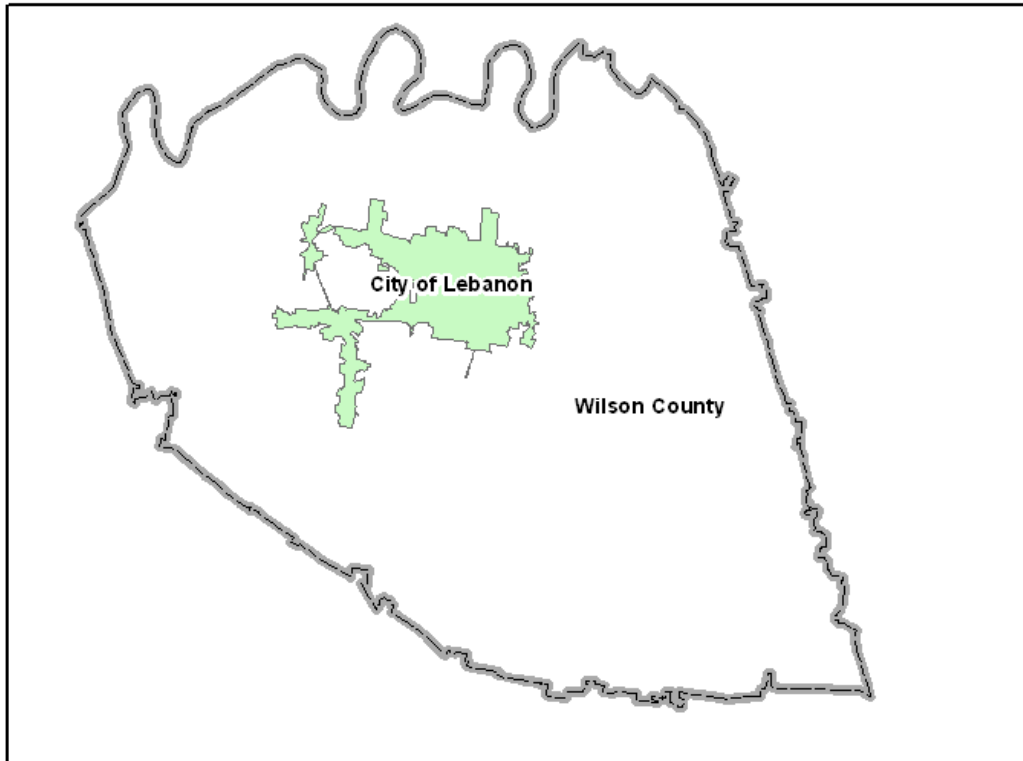


Nashville Area MPO Fiscal Years 2011-2015 Transportation Improvement Program

TIP #	<input type="text" value="2010-79-005"/>	TDOT PIN #	<input type="text"/>	Improvement Type	<input type="text" value="Resurfacing"/>	Lead Agency	<input type="text" value="Lebanon"/>
County	<input type="text" value="Wilson"/>	Length	<input type="text" value="0.0"/> mi	RTP#	<input type="text" value="1072-284"/>	Conformity Status	<input type="text" value="Exempt"/>
Route/Project Name	<input type="text" value="City of Lebanon 3R Improvement Projects Grouping"/>					Total Project Cost	<input type="text" value="\$814,170"/>
Termini or Intersection	<input type="text" value="Various Locations within the City of Lebanon"/>						
Project Description	<input type="text" value="Resurfacing, restoration and rehabilitation improvements of various roads in the City of Lebanon."/>						

Fiscal Year	Type of Work	Funding Type	Total Funds	Fed Funds	State Funds	Local Funds
<input type="text" value="2011"/>	<input type="text" value="PE-N"/>	<input type="text" value="LOCAL"/>	<input type="text" value="\$4,863"/>	<input type="text"/>	<input type="text"/>	<input type="text" value="\$4,863"/>
<input type="text" value="2011"/>	<input type="text" value="PE-D"/>	<input type="text" value="LOCAL"/>	<input type="text" value="\$35,137"/>	<input type="text"/>	<input type="text"/>	<input type="text" value="\$35,137"/>
<input type="text" value="2011"/>	<input type="text" value="CONST"/>	<input type="text" value="L-STP"/>	<input type="text" value="\$774,170"/>	<input type="text" value="\$619,336"/>	<input type="text"/>	<input type="text" value="\$154,834"/>
<input type="text"/>	<input type="text"/>	<input type="text"/>	<input type="text"/>	<input type="text"/>	<input type="text"/>	<input type="text"/>

			Remarks	
Amendment 1 #	<input type="text"/>	Admin Modification 1#	<input type="text"/>	
Amended on	<input type="text"/>	Modified on	<input type="text"/>	
Amendment 2 #	<input type="text"/>	Admin Modification 2#	<input type="text"/>	
Amended on	<input type="text"/>	Modified on	<input type="text"/>	



This map is for illustrative purposes only. Drawings depict conceptual project corridors and areas, not approved alignments.



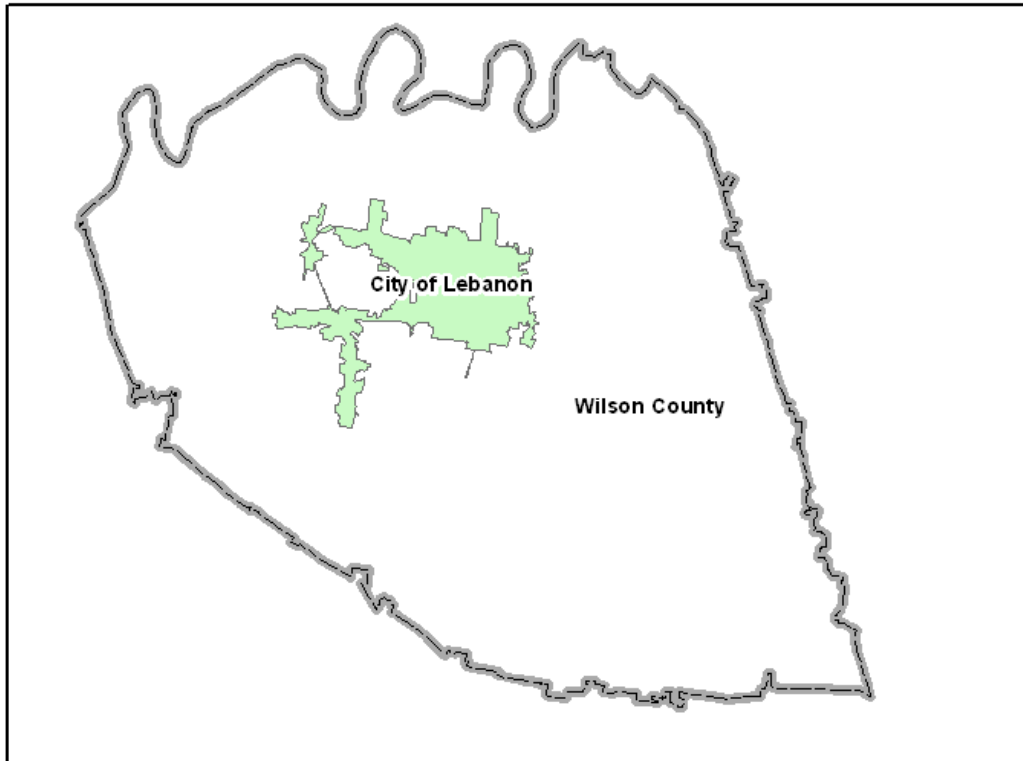
REVISED

Nashville Area MPO Fiscal Years 2011-2015 Transportation Improvement Program

TIP #	<input type="text" value="2010-79-005"/>	TDOT PIN #	<input type="text"/>	Improvement Type	<input type="text" value="Resurfacing"/>	Lead Agency	<input type="text" value="Lebanon"/>
County	<input type="text" value="Wilson"/>	Length	<input type="text" value="0.0"/> mi	RTP#	<input type="text" value="1072-284"/>	Conformity Status	<input type="text" value="Exempt"/>
Route/Project Name	<input type="text" value="City of Lebanon 3R Improvement Projects Grouping"/>					Total Project Cost	<input type="text" value="\$1,084,339"/>
Termini or Intersection	<input type="text" value="Various Locations within the City of Lebanon"/>						
Project Description	<input type="text" value="Resurfacing, restoration and rehabilitation improvements of various roads in the City of Lebanon."/>						

Fiscal Year	Type of Work	Funding Type	Total Funds	Fed Funds	State Funds	Local Funds
<input type="text" value="2011"/>	<input type="text" value="PE-N"/>	<input type="text" value="LOCAL"/>	<input type="text" value="\$4,863"/>	<input type="text"/>	<input type="text"/>	<input type="text" value="\$4,863"/>
<input type="text" value="2011"/>	<input type="text" value="PE-N"/>	<input type="text" value="L-STP"/>	<input type="text" value="\$6,250"/>	<input type="text" value="\$5,000"/>	<input type="text"/>	<input type="text" value="\$1,250"/>
<input type="text" value="2011"/>	<input type="text" value="PE-D"/>	<input type="text" value="LOCAL"/>	<input type="text" value="\$35,137"/>	<input type="text"/>	<input type="text"/>	<input type="text" value="\$35,137"/>
<input type="text" value="2011"/>	<input type="text" value="PE-D"/>	<input type="text" value="L-STP"/>	<input type="text" value="\$56,000"/>	<input type="text" value="\$44,800"/>	<input type="text"/>	<input type="text" value="\$11,200"/>

			Remarks
Amendment 1 #	<input type="text" value="2011-016"/>	Admin Modification 1#	<input type="text"/>
Amended on	<input type="text" value="6/15/2011"/>	Modified on	<input type="text"/>
Amendment 2 #	<input type="text"/>	Admin Modification 2#	<input type="text"/>
Amended on	<input type="text"/>	Modified on	<input type="text"/>



This map is for illustrative purposes only. Drawings depict conceptual project corridors and areas, not approved alignments.



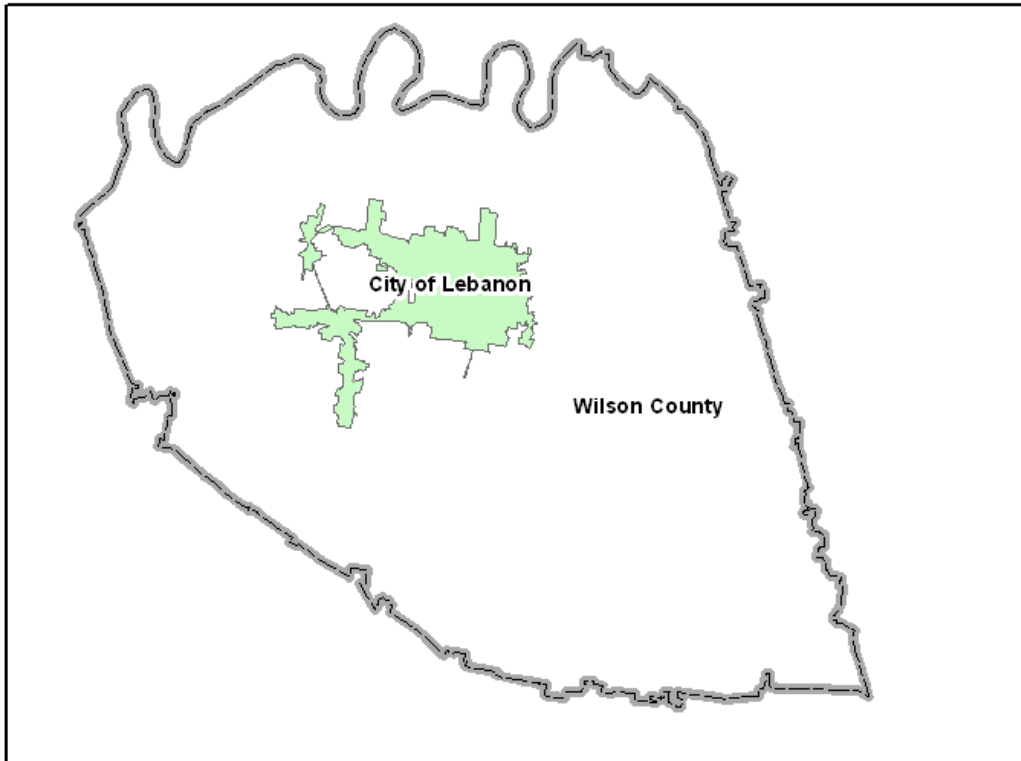
REVISED

Nashville Area MPO Fiscal Years 2011-2015 Transportation Improvement Program

TIP #	<input type="text" value="2010-79-005b"/>	TDOT PIN #	<input type="text"/>	Improvement Type	<input type="text" value="Resurfacing"/>	Lead Agency	<input type="text" value="Lebanon"/>
County	<input type="text" value="Wilson"/>	Length	<input type="text" value="0.0"/> mi	RTP#	<input type="text" value="1072-284"/>	Conformity Status	<input type="text" value="Exempt"/>
Route/Project Name	<input type="text" value="City of Lebanon 3R Improvement Projects Grouping"/>					Total Project Cost	<input type="text" value="\$1,084,339"/>
Termini or Intersection	<input type="text" value="Various Locations within the City of Lebanon"/>						
Project Description	<input type="text" value="Resurfacing, restoration and rehabilitation improvements of various roads in the City of Lebanon."/>						

Fiscal Year	Type of Work	Funding Type	Total Funds	Fed Funds	State Funds	Local Funds
<input type="text" value="2012"/>	<input type="text" value="CONST"/>	<input type="text" value="L-STP"/>	<input type="text" value="\$982,089"/>	<input type="text" value="\$785,671"/>	<input type="text"/>	<input type="text" value="\$196,418"/>
<input type="text"/>	<input type="text"/>	<input type="text"/>	<input type="text"/>	<input type="text"/>	<input type="text"/>	<input type="text"/>
<input type="text"/>	<input type="text"/>	<input type="text"/>	<input type="text"/>	<input type="text"/>	<input type="text"/>	<input type="text"/>
<input type="text"/>	<input type="text"/>	<input type="text"/>	<input type="text"/>	<input type="text"/>	<input type="text"/>	<input type="text"/>

			Remarks
Amendment 1 #	<input type="text" value="2011-016"/>	Admin Modification 1#	<input type="text"/>
Amended on	<input type="text" value="6/15/2011"/>	Modified on	<input type="text"/>
Amendment 2 #	<input type="text"/>	Admin Modification 2#	<input type="text"/>
Amended on	<input type="text"/>	Modified on	<input type="text"/>



This map is for illustrative purposes only. Drawings depict conceptual project corridors and areas, not approved alignments.

This page left blank intentionally

Nashville Area Metropolitan Planning Organization

FY 2011-2015 TIP Amendments – June 2011

TIP Amendment # 2011-017

TIP #: 2011-79-162
2035 RTP#: Consistent
Project: **Hartmann Drive Lighting**
Requested By: City of Lebanon
Phase: Preliminary Engineering, Construction
Fiscal Year(s): 2011
Proposed Changes: **Add project to TIP**
Total Project Cost: \$147,500

TO: \$ 147,500

<i>FY</i>	<i>Type of Work</i>	<i>Funding</i>	<i>Total</i>	<i>Federal</i>	<i>State</i>	<i>Local</i>
2011	PE-D	L-STP	10,000	10,000		
2011	CONST	L-STP	137,500	137,500		
Total			147,500	147,500		

Description: Installation of street lights along Hartmann Drive from the I-40 interchange to West Main Street. Approximately 2.5 miles.

Background: This is a new project for inclusion in the 2011-15 TIP. Funds for this project come from the Local Surface Transportation Program (L-STP) specifically allocated to the City of Lebanon.



NEW

Nashville Area MPO Fiscal Years 2011-2015 Transportation Improvement Program

TIP #	<input type="text" value="2011-79-162"/>	TDOT PIN #	<input type="text"/>	Improvement Type	<input type="text" value="Interchange Lighting"/>	Lead Agency	<input type="text" value="Lebanon"/>
County	<input type="text" value="Wilson"/>	Length	<input type="text" value="2.5"/> mi	RTP#	<input type="text" value="Consistent"/>	Conformity Status	<input type="text" value="Exempt"/>
Route/Project Name	<input type="text" value="Hartmann Drive Lighting"/>					Total Project Cost	<input type="text" value="\$147,500"/>
Termini or Intersection	<input type="text" value="From I-40 interchange to West Main Street"/>						
Project Description	<input type="text" value="Installation of street lights along Hartmann Drive"/>						

Fiscal Year	Type of Work	Funding Type	Total Funds	Fed Funds	State Funds	Local Funds
<input type="text" value="2011"/>	<input type="text" value="PE-D"/>	<input type="text" value="L-STP"/>	<input type="text" value="\$10,000"/>	<input type="text" value="\$10,000"/>	<input type="text"/>	<input type="text"/>
<input type="text" value="2011"/>	<input type="text" value="CONST"/>	<input type="text" value="L-STP"/>	<input type="text" value="\$137,500"/>	<input type="text" value="\$137,500"/>	<input type="text"/>	<input type="text"/>
<input type="text"/>	<input type="text"/>	<input type="text"/>	<input type="text"/>	<input type="text"/>	<input type="text"/>	<input type="text"/>
<input type="text"/>	<input type="text"/>	<input type="text"/>	<input type="text"/>	<input type="text"/>	<input type="text"/>	<input type="text"/>

			Remarks	
Amendment 1 #	<input type="text" value="2011-017"/>	Admin Modification 1#	<input type="text"/>	
Amended on	<input type="text" value="6/15/2011"/>	Modified on	<input type="text"/>	
Amendment 2 #	<input type="text"/>	Admin Modification 2#	<input type="text"/>	
Amended on	<input type="text"/>	Modified on	<input type="text"/>	



This map is for illustrative purposes only. Drawings depict conceptual project corridors and areas, not approved alignments.

This page left blank intentionally

Nashville Area Metropolitan Planning Organization

FY 2011-2015 TIP Amendments – June 2011

TIP Amendment # 2011-018

TIP #: 99-New-23
2035 RTP#: 1052-276
Project: **East Broadway (SR-6)**
Requested By: City of Gallatin
Phase: PE, ROW, Construction
Fiscal Year(s): 2011
Proposed Changes: **Shift funds; Change funding split; Program construction**
Total Project Cost: \$2,331,336

FROM: \$ 768,000

<i>FY</i>	<i>Type of Work</i>	<i>Funding</i>	<i>Total</i>	<i>Federal</i>	<i>State</i>	<i>Local</i>
2011	PE-D	U-STP	59,000	59,000		
2011	ROW	U-STP	583,000	583,000		
2011	CONST	U-RSV	126,000	100,800	25,200	
Total			768,000	742,800	25,200	

TO: \$ 928,500

<i>FY</i>	<i>Type of Work</i>	<i>Funding</i>	<i>Total</i>	<i>Federal</i>	<i>State</i>	<i>Local</i>
2011	PE-D	U-STP	66,000	52,800	13,200	
2011	ROW	U-STP	600,000	480,000	120,000	
2011	CONST	U-STP	262,500	210,000	52,500	
Total			928,500	742,800	185,700	

Description: Realignment of North Water Avenue and signalization, roadway and streetscape improvements on SR-6 from West Eastland Avenue to College Street.

Background: This project is an existing project in the 2011-15 TIP. The City of Gallatin is requested and amendment to cover cost overruns in PE, ROW and CONST. Federal funds are being shifted from PE and ROW to CONST and the funding split is being changed to 80% Federal / 20% State. The City is also requesting moving funds from the reserve and program U-STP funds for Construction in accordance with Programming Policy # 9 of the FY 2011-15 TIP.

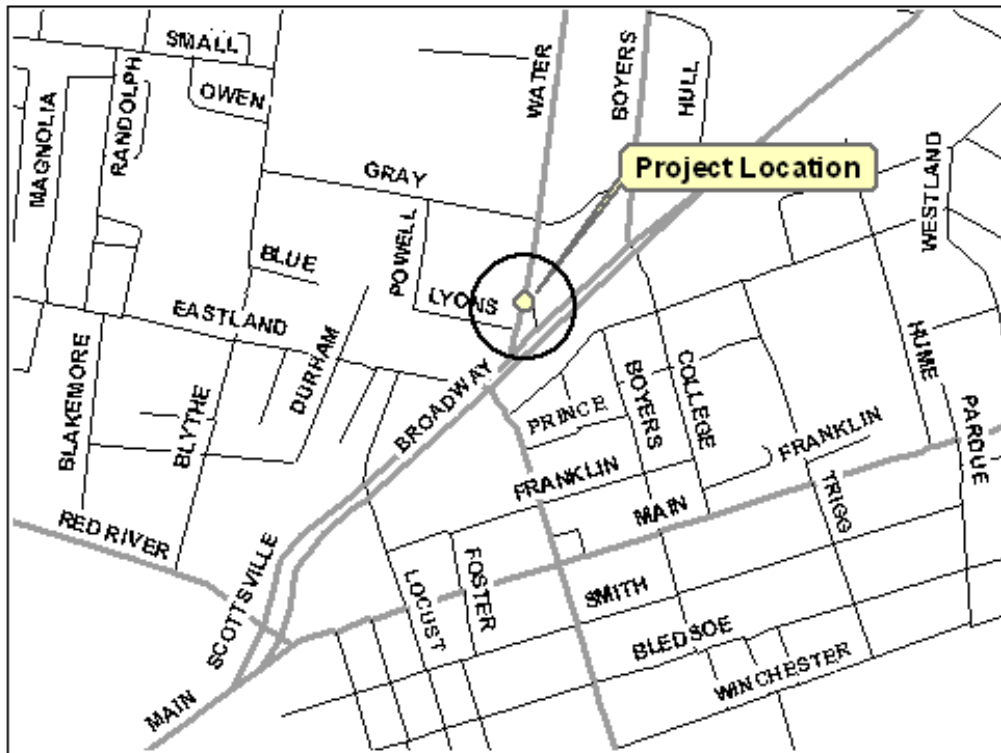


Nashville Area MPO Fiscal Years 2011-2015 Transportation Improvement Program

TIP #	<input type="text" value="99-New-23"/>	TDOT PIN #	<input type="text" value="040594.00"/>	Improvement Type	<input type="text" value="Intersection"/>	Lead Agency	<input type="text" value="Gallatin"/>
County	<input type="text" value="Sumner"/>	Length	<input type="text" value=""/>	RTP#	<input type="text" value="1052-276"/>	Conformity Status	<input type="text" value=""/>
Route/Project Name	<input type="text" value="East Broadway (SR-6)"/>					Total Project Cost	<input type="text" value="\$2,170,836"/>
Termini or Intersection	<input type="text" value="North Water Ave (SR-109)"/>						
Project Description	<input type="text" value="Realignment of North Water Avenue and signalization, roadway and streetscape improvements on SR-6 from West Eastland Avenue to College Street."/>						

Fiscal Year	Type of Work	Funding Type	Total Funds	Fed Funds	State Funds	Local Funds
<input type="text" value="2011"/>	<input type="text" value="PE-D"/>	<input type="text" value="U-STP"/>	<input type="text" value="\$59,000"/>	<input type="text" value="\$59,000"/>	<input type="text" value=""/>	<input type="text" value=""/>
<input type="text" value="2011"/>	<input type="text" value="ROW"/>	<input type="text" value="U-STP"/>	<input type="text" value="\$583,000"/>	<input type="text" value="\$583,000"/>	<input type="text" value=""/>	<input type="text" value=""/>
<input type="text" value="2011"/>	<input type="text" value="CONST"/>	<input type="text" value="U-RSV"/>	<input type="text" value="\$126,000"/>	<input type="text" value="\$100,800"/>	<input type="text" value="\$25,200"/>	<input type="text" value=""/>
<input type="text" value=""/>	<input type="text" value=""/>	<input type="text" value=""/>	<input type="text" value=""/>	<input type="text" value=""/>	<input type="text" value=""/>	<input type="text" value=""/>

	Remarks	<input type="text" value="Installation of traffic signal is eligible for 100% federal funding."/>
Amendment 1 # <input type="text" value=""/>	Admin Modification 1# <input type="text" value=""/>	
Amended on <input type="text" value=""/>	Modified on <input type="text" value=""/>	
Amendment 2 # <input type="text" value=""/>	Admin Modification 2# <input type="text" value=""/>	
Amended on <input type="text" value=""/>	Modified on <input type="text" value=""/>	



This map is for illustrative purposes only. Drawings depict conceptual project corridors and areas, not approved alignments.



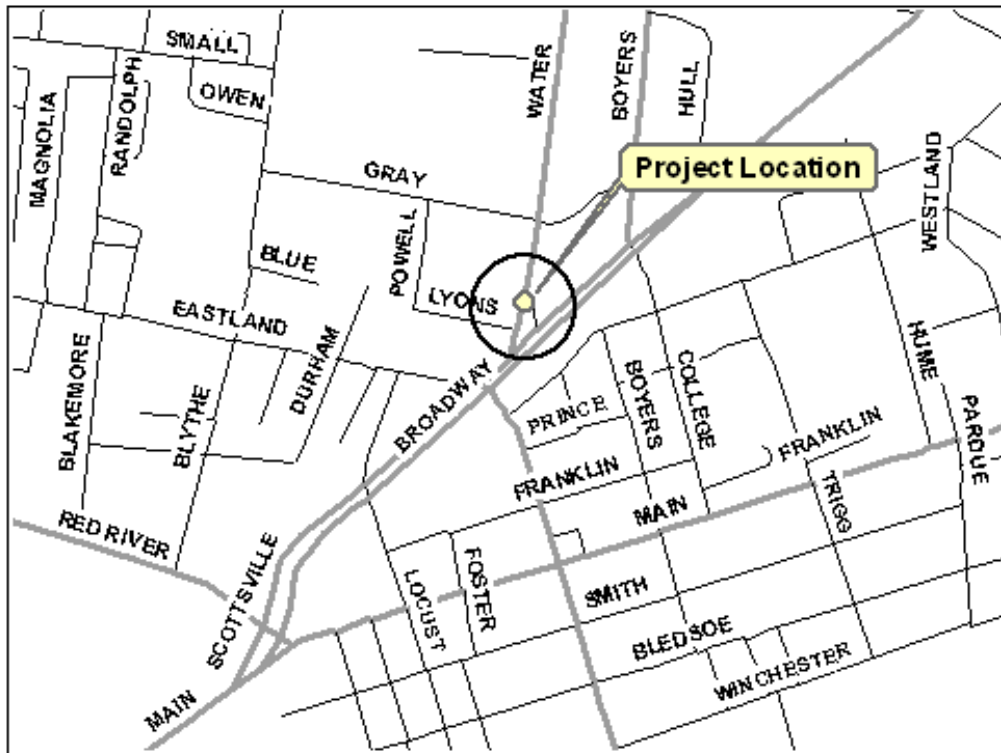
REVISED

Nashville Area MPO Fiscal Years 2011-2015 Transportation Improvement Program

TIP #	<input type="text" value="99-New-23"/>	TDOT PIN #	<input type="text" value="040594.00"/>	Improvement Type	<input type="text" value="Intersection"/>	Lead Agency	<input type="text" value="Gallatin"/>
County	<input type="text" value="Sumner"/>	Length	<input type="text" value=""/>	RTP#	<input type="text" value="1052-276"/>	Conformity Status	<input type="text" value=""/>
Route/Project Name	<input type="text" value="East Broadway (SR-6)"/>					Total Project Cost	<input type="text" value="\$2,331,336"/>
Termini or Intersection	<input type="text" value="North Water Ave (SR-109)"/>						
Project Description	<input type="text" value="Realignment of North Water Avenue and signalization, roadway and streetscape improvements on SR-6 from West Eastland Avenue to College Street."/>						

Fiscal Year	Type of Work	Funding Type	Total Funds	Fed Funds	State Funds	Local Funds
<input type="text" value="2011"/>	<input type="text" value="PE-D"/>	<input type="text" value="U-STP"/>	<input type="text" value="\$66,000"/>	<input type="text" value="\$52,800"/>	<input type="text" value="\$13,200"/>	<input type="text" value=""/>
<input type="text" value="2011"/>	<input type="text" value="ROW"/>	<input type="text" value="U-STP"/>	<input type="text" value="\$600,000"/>	<input type="text" value="\$480,000"/>	<input type="text" value="\$120,000"/>	<input type="text" value=""/>
<input type="text" value="2011"/>	<input type="text" value="CONST"/>	<input type="text" value="U-STP"/>	<input type="text" value="\$262,500"/>	<input type="text" value="\$210,000"/>	<input type="text" value="\$52,500"/>	<input type="text" value=""/>
<input type="text" value=""/>	<input type="text" value=""/>	<input type="text" value=""/>	<input type="text" value=""/>	<input type="text" value=""/>	<input type="text" value=""/>	<input type="text" value=""/>

		Remarks		
Amendment 1 #	<input type="text" value="2011-018"/>	Admin Modification 1#		<input type="text" value=""/>
Amended on	<input type="text" value="6/15/2011"/>	Modified on		<input type="text" value=""/>
Amendment 2 #	<input type="text" value=""/>	Admin Modification 2#		<input type="text" value=""/>
Amended on	<input type="text" value=""/>	Modified on		<input type="text" value=""/>



This map is for illustrative purposes only. Drawings depict conceptual project corridors and areas, not approved alignments.

This page left blank intentionally

**Nashville Area MPO
Transportation Improvement Program
FYs 2011 through 2015**

Funding Tables, Before June 15, 2011 Amendments

Table 1. FYs 2011-2015 TDOT Program Funds

Grant Program	FY 2011	FY 2012	FY 2013	FY 2014	FY 2015	TOTAL
Total Amount Programmed*	\$ 219,550,775	\$ 79,266,953	\$ 84,332,578	\$ 22,508,979	\$ 431,250	\$ 406,090,535
BRR-L (Bridge Replacement & Rehabilitation - Local)	\$ 408,000	\$ 408,000	\$ 408,000	\$ 408,000	\$ -	\$ 1,632,000
BRR-S (Bridge Replacement & Rehabilitation - State)	\$ 3,240,000	\$ 3,240,000	\$ 3,240,000	\$ 3,240,000	\$ -	\$ 12,960,000
CMAQ (Congestion Mitigation Air Quality)	\$ 11,293,043	\$ 3,606,825	\$ 4,013,300	\$ 1,615,000	\$ -	\$ 20,528,168
DEMO (Section 115 Demonstration Program)	\$ 354,172	\$ -	\$ -	\$ -	\$ -	\$ 354,172
ENH (Enhancement Grants)	\$ 5,306,875	\$ 2,440,238	\$ 2,000,000	\$ 2,000,000	\$ -	\$ 11,747,113
HPP (High Priority Projects)	\$ 25,068,062	\$ 1,280,430	\$ 5,030,166	\$ 844,800	\$ -	\$ 32,223,458
HSIP (Highway Safety Improvement Program)	\$ 7,470,000	\$ 1,800,000	\$ 1,800,000	\$ 1,800,000	\$ -	\$ 12,870,000
H-STP (STP Set Aside for Hazard Elimination)	\$ 100,000	\$ -	\$ -	\$ -	\$ -	\$ 100,000
IM (Interstate Maintenance)	\$ 56,790,000	\$ 31,158,000	\$ 47,002,500	\$ 1,305,000	\$ -	\$ 136,255,500
ITS (Intelligent Transportation Systems)	\$ 1,891,073	\$ -	\$ -	\$ -	\$ -	\$ 1,891,073
NHS (National Highway System)	\$ 1,760,000	\$ 800,000	\$ 2,400,000	\$ 2,024,000	\$ -	\$ 6,984,000
NSBP (National Scenic Byways Program)	\$ 276,644	\$ -	\$ -	\$ -	\$ -	\$ 276,644
PLHD (Public Lands Highways)	\$ 4,023,107	\$ -	\$ -	\$ -	\$ -	\$ 4,023,107
SRTS (Safe Routes to School)	\$ 850,000	\$ 850,000	\$ 850,000	\$ 850,000	\$ -	\$ 3,400,000
STP (State Surface Transportation Program)	\$ 37,026,542	\$ 4,513,168	\$ 3,200,480	\$ 3,428,480	\$ -	\$ 48,168,670
STP-S (STP Set Aside for Safety Improvements)	\$ -	\$ -	\$ 266,400	\$ -	\$ -	\$ 266,400
State Funds (includes matching funds)	\$ 63,693,257	\$ 29,170,292	\$ 14,121,732	\$ 4,993,699	\$ 431,250	\$ 112,410,230

*Funds are programmed only if corresponding revenue is anticipated by TDOT.

Table 2. FYs 2011-2015 MPO Funds: FHWA Grant Revenues

Grant Program	Opening Balance*	FY 2011 Allocation	FY 2012 Allocation	FY 2013 Allocation	FY 2014 Allocation	FY 2015 Allocation	Total Revenue
Total Revenue	\$ 77,766,914	\$ 17,283,436	\$ 17,801,939	\$ 18,335,997	\$ 19,987,190	\$ 20,586,805	\$ 171,762,281
STP Nash-Davidson UZA	\$ 63,059,849	\$ 14,972,607	\$ 15,421,785	\$ 15,884,439	\$ 16,360,972	\$ 16,851,801	\$ 142,551,453
STP Murfreesboro UZA	\$ 10,302,617	\$ 2,310,829	\$ 2,380,154	\$ 2,451,558	\$ 2,525,105	\$ 2,600,858	\$ 22,571,122
STP Lebanon**	\$ 1,389,339	\$ -	\$ -	\$ -	\$ 347,335	\$ 357,755	\$ 2,094,429
STP Spring Hill**	\$ 1,313,746	\$ -	\$ -	\$ -	\$ 328,437	\$ 338,290	\$ 1,980,472
STP Fairview**	\$ 486,114	\$ -	\$ -	\$ -	\$ 121,529	\$ 125,174	\$ 732,817
STP Portland**	\$ 612,637	\$ -	\$ -	\$ -	\$ 153,159	\$ 157,754	\$ 923,550
STP White House**	\$ 602,612	\$ -	\$ -	\$ -	\$ 150,653	\$ 155,173	\$ 908,438

*Opening balance includes unobligated funds from prior years. **Local Urban Area STP for communities 5,000 to 50,000 in population is allocated by TDOT in four-year cycles.

Table 3. FYs 2011-2015 MPO Funds: FHWA Grant Expenditures

Grant Program	FY 2011	FY 2012	FY 2013	FY 2014	FY 2015	TOTAL
Total Amount Programmed	\$ 84,383,117	\$ 7,677,834	\$ 6,420,000	\$ 3,876,000	\$ 1,500,000	\$ 103,856,951
STP Nash-Davidson UZA	\$ 73,248,055	\$ 4,678,584	\$ 660,000	\$ 500,000	\$ 1,500,000	\$ 80,586,639
STP Murfreesboro UZA	\$ 7,988,320	\$ 2,868,000	\$ 5,760,000	\$ 2,720,000	\$ -	\$ 19,336,320
STP Lebanon	\$ 894,454	\$ 131,250	\$ -	\$ 656,000	\$ -	\$ 1,681,704
STP Spring Hill	\$ 1,135,966	\$ -	\$ -	\$ -	\$ -	\$ 1,135,966
STP Fairview	\$ -	\$ -	\$ -	\$ -	\$ -	\$ -
STP Portland	\$ 545,110	\$ -	\$ -	\$ -	\$ -	\$ 545,110
STP White House	\$ 571,212	\$ -	\$ -	\$ -	\$ -	\$ 571,212

Table 4. FYs 2011-2015 MPO Funds: FHWA Unprogrammed Revenues

Grant Program	FY 2011	FY 2012	FY 2013	FY 2014	FY 2015
Remaining Balance*	\$ 10,667,233	\$ 20,791,338	\$ 32,707,335	\$ 49,091,150	\$ 68,177,954
STP Nash-Davidson UZA	\$ 4,784,401	\$ 15,527,602	\$ 30,752,041	\$ 46,613,013	\$ 61,964,814
STP Murfreesboro UZA	\$ 4,625,126	\$ 4,137,280	\$ 828,838	\$ 633,944	\$ 3,234,802
STP Lebanon	\$ 494,885	\$ 363,635	\$ 363,635	\$ 54,970	\$ 412,725
STP Spring Hill	\$ 177,780	\$ 177,780	\$ 177,780	\$ 506,217	\$ 844,506
STP Fairview	\$ 486,114	\$ 486,114	\$ 486,114	\$ 607,643	\$ 732,817
STP Portland	\$ 67,527	\$ 67,527	\$ 67,527	\$ 493,310	\$ 651,064
STP White House	\$ 31,400	\$ 31,400	\$ 31,400	\$ 182,053	\$ 337,226

* Annual cumulative balance.

Table 5. FYs 2011-2015 MPO Funds: FHWA Construction Reserves & Balances

Grant Program	FY 2011 to FY 2015
STP Nash-Davidson UZA Unprogrammed Funds	\$ 61,964,814
STP Nash-Davidson UZA Construction Reserve	\$ 61,486,922
STP Nash-Davidson UZA Remaining Balance	\$ 477,892
STP Murfreesboro UZA Unprogrammed Funds	\$ 3,234,802
STP Murfreesboro UZA Construction Reserve	\$ 2,000,000
STP Murfreesboro UZA Remaining Balance	\$ 1,234,802

Table 6. FYs 2011-2015 MPO Funds: FTA Grant Revenues

Grant Program	Opening Balance*	FY 2011 Allocation	FY 2012 Allocation	FY 2013 Allocation	FY 2014 Allocation	FY 2015 Allocation	Total Revenue
Total Revenue	\$ 4,987,386	\$ 16,886,836	\$ 14,868,994	\$ 18,888,335	\$ 19,457,185	\$ 20,040,901	\$ 95,129,637
5307 Nash-Davidson UZA	\$ -	\$ 11,683,802	\$ 12,034,316	\$ 16,000,000	\$ 16,480,000	\$ 16,974,400	\$ 73,172,518
5307 Murfreesboro UZA	\$ 4,000,000	\$ 2,006,160	\$ 2,066,345	\$ 2,128,335	\$ 2,192,185	\$ 2,257,951	\$ 14,650,976
5316 Nash-Davidson UZA	\$ 539,887	\$ 440,113	\$ 455,000	\$ 470,000	\$ 485,000	\$ 499,550	\$ 2,889,550
5317 Nash-Davidson UZA	\$ 378,086	\$ 272,461	\$ 313,333	\$ 290,000	\$ 300,000	\$ 309,000	\$ 1,862,880
5309 Capital Investments	\$ 69,413	\$ 1,304,300	\$ -	\$ -	\$ -	\$ -	\$ 1,373,713
5339 Alternative Analysis	\$ -	\$ 1,180,000	\$ -	\$ -	\$ -	\$ -	\$ 1,180,000

*Opening balance includes unobligated funds from prior years.

Table 7. FYs 2011-2015 MPO Funds: FTA Grant Expenditures

Grant Program	FY 2011	FY 2012	FY 2013	FY 2014	FY 2015	TOTAL
Total Amount Programmed	\$ 20,826,120	\$ 13,683,220	\$ 15,724,643	\$ 16,873,850	\$ 3,450,000	\$ 70,557,833
5307 Nash-Davidson UZA	\$ 11,676,110	\$ 11,393,162	\$ 13,397,265	\$ 14,474,451	\$ 3,450,000	\$ 54,390,988
5307 Murfreesboro UZA	\$ 4,965,750	\$ 1,521,725	\$ 1,567,378	\$ 1,614,399	\$ -	\$ 9,669,252
5316 Nash-Davidson UZA	\$ 980,000	\$ 455,000	\$ 470,000	\$ 485,000	\$ -	\$ 2,390,000
5317 Nash-Davidson UZA	\$ 650,547	\$ 313,333	\$ 290,000	\$ 300,000	\$ -	\$ 1,553,880
5309 Capital Investments	\$ 1,373,713	\$ -	\$ -	\$ -	\$ -	\$ 1,373,713
5339 Alternative Analysis	\$ 1,180,000	\$ -	\$ -	\$ -	\$ -	\$ 1,180,000

Table 8. FYs 2011-2015 MPO Funds: FTA Unprogrammed Revenues

Grant Program	FY 2011	FY 2012	FY 2013	FY 2014	FY 2015
Remaining Balance*	\$ 1,048,102	\$ 2,233,875	\$ 5,397,567	\$ 7,980,902	\$ 24,571,803
5307 Nash-Davidson UZA	\$ 7,692	\$ 648,846	\$ 3,251,581	\$ 5,257,130	\$ 18,781,530
5307 Murfreesboro UZA	\$ 1,040,410	\$ 1,585,030	\$ 2,145,987	\$ 2,723,773	\$ 4,981,723
5316 Nash-Davidson UZA	\$ -	\$ -	\$ -	\$ -	\$ 499,550
5317 Nash-Davidson UZA	\$ -	\$ -	\$ -	\$ -	\$ 309,000
5309 Capital Investments	\$ -	\$ -	\$ -	\$ -	\$ -
5339 Alternative Analysis	\$ -	\$ -	\$ -	\$ -	\$ -

* Annual cumulative balance.

This page left blank intentionally

**Nashville Area MPO
Transportation Improvement Program
FYs 2011 through 2015**

Funding Tables, After June 15, 2011 Amendments

Table 1. FYs 2011-2015 TDOT Program Funds

Grant Program	FY 2011	FY 2012	FY 2013	FY 2014	FY 2015	TOTAL
Total Amount Programmed*	\$ 263,351,513	\$ 106,826,715	\$ 85,583,104	\$ 22,508,979	\$ 431,250	\$ 480,701,561
BRR-L (Bridge Replacement & Rehabilitation - Local)	\$ 408,000	\$ 408,000	\$ 408,000	\$ 408,000	\$ -	\$ 1,632,000
BRR-S (Bridge Replacement & Rehabilitation - State)	\$ 3,240,000	\$ 3,240,000	\$ 3,240,000	\$ 3,240,000	\$ -	\$ 12,960,000
CMAQ (Congestion Mitigation Air Quality)	\$ 11,293,043	\$ 3,606,825	\$ 4,013,300	\$ 1,615,000	\$ -	\$ 20,528,168
DEMO (Section 115 Demonstration Program)	\$ 354,172	\$ -	\$ -	\$ -	\$ -	\$ 354,172
ENH (Enhancement Grants)	\$ 5,247,113	\$ 2,000,000	\$ 3,000,526	\$ 2,000,000	\$ -	\$ 12,247,639
HPP (High Priority Projects)	\$ 25,068,062	\$ 1,280,430	\$ 5,030,166	\$ 844,800	\$ -	\$ 32,223,458
HSIP (Highway Safety Improvement Program)	\$ 7,470,000	\$ 1,800,000	\$ 1,800,000	\$ 1,800,000	\$ -	\$ 12,870,000
H-STP (STP Set Aside for Hazard Elimination)	\$ 100,000	\$ -	\$ -	\$ -	\$ -	\$ 100,000
IM (Interstate Maintenance)	\$ 96,120,000	\$ 31,158,000	\$ 47,002,500	\$ 1,305,000	\$ -	\$ 175,585,500
ITS (Intelligent Transportation Systems)	\$ 1,891,073	\$ -	\$ -	\$ -	\$ -	\$ 1,891,073
NHS (National Highway System)	\$ 1,760,000	\$ 800,000	\$ 4,200,000	\$ 2,024,000	\$ -	\$ 8,784,000
NSBP (National Scenic Byways Program)	\$ 276,644	\$ -	\$ -	\$ -	\$ -	\$ 276,644
PLHD (Public Lands Highways)	\$ 4,023,107	\$ -	\$ -	\$ -	\$ -	\$ 4,023,107
SRTS (Safe Routes to School)	\$ 850,000	\$ 850,000	\$ 850,000	\$ 850,000	\$ -	\$ 3,400,000
STP (State Surface Transportation Program)	\$ 37,026,542	\$ 26,913,168	\$ 3,200,480	\$ 3,428,480	\$ -	\$ 70,568,670
STP-S (STP Set Aside for Safety Improvements)	\$ -	\$ -	\$ 266,400	\$ -	\$ -	\$ 266,400
State Funds (includes matching funds)	\$ 68,223,757	\$ 34,770,292	\$ 14,571,732	\$ 4,993,699	\$ 431,250	\$ 122,990,730

*Funds are programmed only if corresponding revenue is anticipated by TDOT.

Table 2. FYs 2011-2015 MPO Funds: FHWA Grant Revenues

Grant Program	Opening Balance*	FY 2011 Allocation	FY 2012 Allocation	FY 2013 Allocation	FY 2014 Allocation	FY 2015 Allocation	Total Revenue
Total Revenue	\$ 77,766,914	\$ 17,448,154	\$ 17,801,939	\$ 18,335,997	\$ 19,987,190	\$ 20,586,805	\$ 171,926,999
STP Nash-Davidson UZA	\$ 63,059,849	\$ 14,972,607	\$ 15,421,785	\$ 15,884,439	\$ 16,360,972	\$ 16,851,801	\$ 142,551,453
STP Murfreesboro UZA	\$ 10,302,617	\$ 2,310,829	\$ 2,380,154	\$ 2,451,558	\$ 2,525,105	\$ 2,600,858	\$ 22,571,122
STP Lebanon**	\$ 1,389,339	\$ 164,718	\$ -	\$ -	\$ 347,335	\$ 357,755	\$ 2,259,147
STP Spring Hill**	\$ 1,313,746	\$ -	\$ -	\$ -	\$ 328,437	\$ 338,290	\$ 1,980,472
STP Fairview**	\$ 486,114	\$ -	\$ -	\$ -	\$ 121,529	\$ 125,174	\$ 732,817
STP Portland**	\$ 612,637	\$ -	\$ -	\$ -	\$ 153,159	\$ 157,754	\$ 923,550
STP White House**	\$ 602,612	\$ -	\$ -	\$ -	\$ 150,653	\$ 155,173	\$ 908,438

*Opening balance includes unobligated funds from prior years. **Local Urban Area STP for communities 5,000 to 50,000 in population is allocated by TDOT in four-year cycles.

Table 3. FYs 2011-2015 MPO Funds: FHWA Grant Expenditures

Grant Program	FY 2011	FY 2012	FY 2013	FY 2014	FY 2015	TOTAL
Total Amount Programmed	\$ 83,897,163	\$ 8,463,505	\$ 6,420,000	\$ 3,876,000	\$ 1,500,000	\$ 104,156,668
STP Nash-Davidson UZA	\$ 73,348,055	\$ 4,678,584	\$ 660,000	\$ 500,000	\$ 1,500,000	\$ 80,687,439
STP Murfreesboro UZA	\$ 7,988,320	\$ 2,868,000	\$ 5,760,000	\$ 2,720,000	\$ -	\$ 19,336,320
STP Lebanon	\$ 307,700	\$ 916,921	\$ -	\$ 656,000	\$ -	\$ 1,880,621
STP Spring Hill	\$ 1,135,966	\$ -	\$ -	\$ -	\$ -	\$ 1,135,966
STP Fairview	\$ -	\$ -	\$ -	\$ -	\$ -	\$ -
STP Portland	\$ 545,110	\$ -	\$ -	\$ -	\$ -	\$ 545,110
STP White House	\$ 571,212	\$ -	\$ -	\$ -	\$ -	\$ 571,212

Table 4. FYs 2011-2015 MPO Funds: FHWA Unprogrammed Revenues

Grant Program	FY 2011	FY 2012	FY 2013	FY 2014	FY 2015
Remaining Balance*	\$ 11,317,905	\$ 20,656,339	\$ 32,572,336	\$ 48,956,151	\$ 68,042,955
STP Nash-Davidson UZA	\$ 4,683,601	\$ 15,426,802	\$ 30,651,241	\$ 46,613,013	\$ 61,964,814
STP Murfreesboro UZA	\$ 4,625,126	\$ 4,137,280	\$ 828,838	\$ 633,944	\$ 3,234,802
STP Lebanon	\$ 1,246,357	\$ 329,436	\$ 329,436	\$ 20,771	\$ 378,526
STP Spring Hill	\$ 177,780	\$ 177,780	\$ 177,780	\$ 506,217	\$ 844,506
STP Fairview	\$ 486,114	\$ 486,114	\$ 486,114	\$ 607,643	\$ 732,817
STP Portland	\$ 67,527	\$ 67,527	\$ 67,527	\$ 493,310	\$ 651,064
STP White House	\$ 31,400	\$ 31,400	\$ 31,400	\$ 182,053	\$ 337,226

* Annual cumulative balance.

Table 5. FYs 2011-2015 MPO Funds: FHWA Construction Reserves & Balances

Grant Program	FY 2011 to FY 2015
STP Nash-Davidson UZA Unprogrammed Funds	\$ 61,964,814
STP Nash-Davidson UZA Construction Reserve	\$ 61,386,122
STP Nash-Davidson UZA Remaining Balance	\$ 377,092
STP Murfreesboro UZA Unprogrammed Funds	\$ 3,234,802
STP Murfreesboro UZA Construction Reserve	\$ 2,000,000
STP Murfreesboro UZA Remaining Balance	\$ 1,234,802

Table 6. FYs 2011-2015 MPO Funds: FTA Grant Revenues

Grant Program	Opening Balance*	FY 2011 Allocation	FY 2012 Allocation	FY 2013 Allocation	FY 2014 Allocation	FY 2015 Allocation	Total Revenue
Total Revenue	\$ 4,987,386	\$ 16,886,836	\$ 14,868,994	\$ 18,888,335	\$ 19,457,185	\$ 20,040,901	\$ 95,129,637
5307 Nash-Davidson UZA	\$ -	\$ 11,683,802	\$ 12,034,316	\$ 16,000,000	\$ 16,480,000	\$ 16,974,400	\$ 73,172,518
5307 Murfreesboro UZA	\$ 4,000,000	\$ 2,006,160	\$ 2,066,345	\$ 2,128,335	\$ 2,192,185	\$ 2,257,951	\$ 14,650,976
5316 Nash-Davidson UZA	\$ 539,887	\$ 440,113	\$ 455,000	\$ 470,000	\$ 485,000	\$ 499,550	\$ 2,889,550
5317 Nash-Davidson UZA	\$ 378,086	\$ 272,461	\$ 313,333	\$ 290,000	\$ 300,000	\$ 309,000	\$ 1,862,880
5309 Capital Investments	\$ 69,413	\$ 1,304,300	\$ -	\$ -	\$ -	\$ -	\$ 1,373,713
5339 Alternative Analysis	\$ -	\$ 1,180,000	\$ -	\$ -	\$ -	\$ -	\$ 1,180,000

*Opening balance includes unobligated funds from prior years.

Table 7. FYs 2011-2015 MPO Funds: FTA Grant Expenditures

Grant Program	FY 2011	FY 2012	FY 2013	FY 2014	FY 2015	TOTAL
Total Amount Programmed	\$ 20,826,120	\$ 13,683,220	\$ 15,724,643	\$ 16,873,850	\$ 3,450,000	\$ 70,557,833
5307 Nash-Davidson UZA	\$ 11,676,110	\$ 11,393,162	\$ 13,397,265	\$ 14,474,451	\$ 3,450,000	\$ 54,390,988
5307 Murfreesboro UZA	\$ 4,965,750	\$ 1,521,725	\$ 1,567,378	\$ 1,614,399	\$ -	\$ 9,669,252
5316 Nash-Davidson UZA	\$ 980,000	\$ 455,000	\$ 470,000	\$ 485,000	\$ -	\$ 2,390,000
5317 Nash-Davidson UZA	\$ 650,547	\$ 313,333	\$ 290,000	\$ 300,000	\$ -	\$ 1,553,880
5309 Capital Investments	\$ 1,373,713	\$ -	\$ -	\$ -	\$ -	\$ 1,373,713
5339 Alternative Analysis	\$ 1,180,000	\$ -	\$ -	\$ -	\$ -	\$ 1,180,000

Table 8. FYs 2011-2015 MPO Funds: FTA Unprogrammed Revenues

Grant Program	FY 2011	FY 2012	FY 2013	FY 2014	FY 2015
Remaining Balance*	\$ 1,048,102	\$ 2,233,875	\$ 5,397,567	\$ 7,980,902	\$ 24,571,803
5307 Nash-Davidson UZA	\$ 7,692	\$ 648,846	\$ 3,251,581	\$ 5,257,130	\$ 18,781,530
5307 Murfreesboro UZA	\$ 1,040,410	\$ 1,585,030	\$ 2,145,987	\$ 2,723,773	\$ 4,981,723
5316 Nash-Davidson UZA	\$ -	\$ -	\$ -	\$ -	\$ 499,550
5317 Nash-Davidson UZA	\$ -	\$ -	\$ -	\$ -	\$ 309,000
5309 Capital Investments	\$ -	\$ -	\$ -	\$ -	\$ -
5339 Alternative Analysis	\$ -	\$ -	\$ -	\$ -	\$ -

* Annual cumulative balance.