



**STATE OF TENNESSEE  
DEPARTMENT OF TRANSPORTATION**

Local Programs Development Office

Suite 600, James K. Polk Building

Nashville, Tennessee 37243-0341

Voice: 615-741-5314 FAX: 615-741-9673

Find Information for Local Governments at <http://www.tdot.state.tn.us/local/>

Email: [teresa.estes@tn.gov](mailto:teresa.estes@tn.gov)

May 23, 2011

Ms. Britta Stein  
FHWA TN Division  
404 BNA Drive, Suite 508  
Nashville, Tennessee 37217

Re: FY 2008-11 TIP Amendments for Nashville Area MPO

Dear Ms. Stein:

We are requesting approval of the attached Amendment 60 to the Tennessee State's Transportation Improvement Program. I have attached an amendment package which includes amendment number 2011-003 to the Nashville TIP.

The following information is included:

1. A checklist indicating that all requirements for amendments were met. This checklist is based on submitted assurances from the Nashville Metropolitan Transportation Organization. TDOT Local Programs office is in concurrence with the amendments to the STIP.
2. A letter from the MPO listing the amendments being made. The letter states that the changes leave the plan financially constrained. We have independently verified these figures and agree with this statement.
3. A resolution, properly signed by the TIP Chairman of the MPO Executive Board and the MPO director.
4. A Transportation Conformity Checklist.
5. Individual project sheets for each project. In the case of amended or adjusted projects, there are two sheets. One is labeled "original" and shows the project funding prior to the amendment/adjustment. The other is labeled "revised" and shows the project funding following the amendment/adjustment.
6. A conformity determination for the Nashville Long Range Transportation Plan.

7. Two sets of financial summary sheets. One shows the funds disposition prior to the amendments. The second sheet shows the funds disposition after the changes to the TIP.
8. A spreadsheet showing the individual projects and each of the fund groups where there is a change.

The Nashville MPO has provided documentation that the public involvement process was followed and this amendment leaves the TIP financially constrained.

Based on a review of the attached material, we believe that the MPO has followed appropriate procedures and met all requirements necessary to permit approval of this amendment and request your concurrence with this assessment.

I trust this information is sufficient to allow approval of the presented amendments. If we need to provide any additional information please contact Larry McGoogin at 615-532-3160 or [Larry.McGoogin@tn.gov](mailto:Larry.McGoogin@tn.gov).

Sincerely,



Teresa Estes  
Transportation Coordinator

TE/lrm

cc: Michael Skipper, Nashville Area MPO  
Felix Castrodad, Nashville Area MPO  
File

bl/cc: Paul Degges  
Chris Christianson  
Jim Moore  
Angie Midgett, w/attachment  
Rick Pack w/attachment  
Ronnie Porter, w/attachment  
Ben Tyree, w/attachment  
File, w/attachment  
Book, w/attachment

# Statewide Transportation Improvement Program Amendment Review Checklist

Rural STIP Amendment
  MPO STIP Amendment

Metropolitan Planning Organization: Nashville MPO STIP #60

**Or**

Rural County(s): \_\_\_\_\_

Amendment is adding un-programmed Federal Funds?  
 Yes – proceed with checklist
  No

Amendment is adding a new project?  
 Yes – proceed with checklist
  No

Amendment changes an existing project scope?  
 Yes – proceed with checklist
  No

Amendment adds an amount of programmed funds to an existing project that is greater than 30% of the total project cost?  
 Yes – proceed with checklist
  No

Air Quality

Air Quality Status:
  Attainment
 Non-Attainment/Maintenance

Non-Attainment/Maintenance: Conformity Determination Documentation Provided?

*N/A*  Yes
  No – Return for Documentation

Amendment is consistent with approved conformity horizon year?

*N/A*  Yes
  No – Return for Conformity Approval

MPO - Long Range Transportation Plan (LRTP)

Project is consistent with or included in adopted MPO's LRTP?

Yes\*
  No – Return for LRTP Amendment

\*Nashville projects with an "x" are not eligible for inclusion in the TIP.

Public Involvement

Amendment meets adopted public involvement plan?

Yes

No – Return for Public Involvement

Amendment Process

Amendment meets the adopted amendment process – for MPOs, the Board resolution is provided?

Yes

No – Return for Process Completion

Rural Counties: RPO Review/Consultation Process

Amendment includes documentation of RPO review/consultation?

*NA*  Yes

No – Return for RPO Consultation

Fiscal Constraint

Amendment includes documentation of fiscal constraint demonstrating available funds vs. programmed funds?

Yes

No – Return for Documentation

Amendment includes copies of both the original and adjusted project sheets?

Yes

No – Return for Documentation

Project Sheet

Each project included in the amendment must include the following:

Project Sponsor

Project number

Project description/scope

Project termini

Total Project Cost

Source of Fund  
(HPP must also include HPP number)

Amount of Federal Funds by year

Amount of matching funds by year

Project phase by year



NASHVILLE AREA

# Metropolitan Planning Organization

May 18, 2010

Ms. Teresa Estes  
 Local Programs Development Office  
 Tennessee Department of Transportation  
 Suite 600, James K. Polk Bldg.  
 Nashville, Tennessee 37243

Re : May 2011 FY 2011-15 TIP Amendments for the Nashville Area MPO

Dear Ms. Estes:

Enclosed is an amendment package to the Nashville Area MPO's FY 2011-2015 Transportation Improvement Program (TIP). The amendments were adopted by the MPO Executive Board at its May 18, 2011 meeting.

The package contains two transit projects. One of the projects involves FHWA HPP funds that need to be processed by your office. The second project involves FTA 5309 funds and needs to be processed by the Multimodal Transportation Resources Division.

The following projects are included for your review:

TIP #	Project	Sponsor	Amendment
2009-85-010	Martha Station Construction	RTA	Add funds
2011-15-148	New Satellite Maintenance and Office Facility (Peterbilt)	MTA	Add funds

Copies of the original and revised TIP pages are included for your reference. The amendments have been made according to the procedures identified in the MPO's federally-approved Public Participation Plan and result in a fiscally constrained TIP.

Please consider this a formal request to amend the STIP. Thank you for your assistance in processing this request. If you have any questions or comments, please contact me or Félix Castrodad at 862-7204.

Best,



Michael Skipper, AICP  
Executive Director

CC w/o enclosures: Ms. Sherri Carroll, TDOT  
Ms. Angie Midgett, TDOT  
Mr. Larry McGoogin, TDOT  
Ms. Ronda Hirst, TDOT  
Mr. Jim McAteer, MTA/RTA  
Mr. Ed Oliphant, MTA/RTA  
Mr. Tom Brashear, Wilson County, MPO TCC Chair  
Mayor Karl Dean, MPO Executive Board Chair

Enclosures



NASHVILLE AREA

# Metropolitan Planning Organization

May 18, 2010

Ms. Sherri Carroll  
 Director of Program Operations  
 Multimodal Transportation Resources Division  
 Tennessee Department of Transportation  
 Suite 1800, James K. Polk Bldg.  
 Nashville, Tennessee 37243

Re : May 2011 FY 2011-15 TIP Amendments for the Nashville Area MPO

Dear Ms. Carroll:

Enclosed is an amendment package to the Nashville Area MPO's FY 2011-2015 Transportation Improvement Program (TIP). The amendments were adopted by the MPO Executive Board at its May 18, 2011 meeting.

The package contains two transit projects. One of the projects involves FHWA HPP funds and needs to be processed by the Local Programs Development Office. The second project involves FTA 5309 funds and needs to be processed by the Multimodal Transportation Resources Division.

The following projects are included for your review:

TIP #	Project	Sponsor	Amendment
2009-85-010	Martha Station Construction	RTA	Add funds
2011-15-148	New Satellite Maintenance and Office Facility (Peterbilt)	MTA	Add funds

Copies of the original and revised TIP pages are included for your reference. The amendments have been made according to the procedures identified in the MPO's federally-approved Public Participation Plan and result in a fiscally constrained TIP.

Please consider this a formal request to amend the STIP. Thank you for your assistance in processing this request. If you have any questions or comments, please contact me or Félix Castrodad at 862-7204.

Best,



Michael Skipper, AICP  
Executive Director

CC w/ enclosures: Ms. Teresa Estes, TDOT  
Ms. Angie Midgett, TDOT  
Mr. Larry McGoogin, TDOT  
Ms. Ronda Hirst, TDOT  
Mr. Jim McAteer, MTA/RTA  
Mr. Ed Oliphant, MTA/RTA  
Mr. Tom Brashear, Wilson County, MPO TCC Chair  
Mayor Karl Dean, MPO Executive Board Chair

Enclosures

MPO RESOLUTION 2010-008

**A RESOLUTION ADOPTING THE 2035 REGIONAL TRANSPORTATION PLAN**

WHEREAS, the Nashville Area Metropolitan Planning Organization (MPO) is responsible for carrying out a comprehensive, cooperative, and continuing transportation planning process throughout Davidson, Rutherford, Sumner, Williamson, Wilson and portions of Maury and Robertson counties; and

WHEREAS, the Safe, Accountable, Flexible, Efficient, Transportation Equity Act - A Legacy for Users (SAFETEA-LU), passed by the United States Congress and signed into law by the President in 2005, requires that each MPO adopt a long range transportation plan to help guide federal investments in transportation infrastructure; and

WHEREAS, various federal, state, regional, and local agencies and organizations concerned with transportation planning for the MPO area have cooperatively developed the 2035 Regional Transportation Plan to satisfy federal planning requirements of SAFETEA-LU; and

WHEREAS, the MPO has followed the prescribed guidance for the development of the long range transportation plan, as found in the Final Rule for Metropolitan Planning in the Federal Register, February 14, 2007 under section 450.322, in the preparation of the 2035 Regional Transportation Plan; and

WHEREAS, the MPO has involved the public and interested stakeholders in an open and transparent process as detailed by the MPO's Public Participation Plan which includes a public review and comment period of no less than 30 days, at least one public workshop in each of the counties of the MPO, and two formal public hearings; and


WHEREAS, the 2035 Regional Transportation Plan is consistent with state and local transportation plans and programs and has been determined to be in conformity with the Clean Air Act Amendments of 1990;

**NOW, THEREFORE, BE IT RESOLVED** by the Executive Board of the Nashville Area MPO, that 2035 Regional Transportation Plan is adopted in order to ensure the continued livability, sustainability, prosperity, and diversity of Middle Tennessee by serving as the basis for future transportation planning and programming decisions for the region.

Adopted this 15<sup>th</sup> day of December, 2010 by the Executive Board of the Nashville Area Metropolitan Planning Organization.

  
The Honorable Mayor Karl F. Dean  
Chairman, MPO Executive Board

Attest:

  
Michael Skipper, AICP  
Secretary, MPO Executive Board

MPO RESOLUTION 2010-009

**A RESOLUTION ADOPTING THE TRANSPORTATION IMPROVEMENT PROGRAM  
FOR FEDERAL FISCAL YEARS 2011 THROUGH 2015**

WHEREAS, the Nashville Area Metropolitan Planning Organization (MPO) is responsible for carrying out a comprehensive, cooperative, and continuing transportation planning process throughout Davidson, Rutherford, Sumner, Williamson, Wilson and portions of Maury and Robertson counties; and

WHEREAS, the Safe, Accountable, Flexible, Efficient, Transportation Equity Act - A Legacy for Users (SAFETEA-LU), passed by the United States Congress and signed into law by the President in 2005, requires that each MPO adopt a short-range work program that consists of federally funded and/or regionally significant transportation improvement projects within the metropolitan area; and

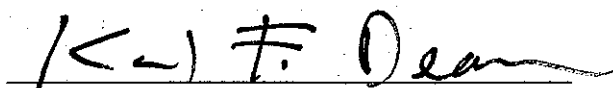
WHEREAS, various federal, state, regional, and local agencies and organizations concerned with transportation planning for the MPO area have cooperatively developed the Transportation Improvement Program (TIP) for Federal Fiscal Years 2011 through 2015 to satisfy federal planning requirements of SAFETEA-LU; and

WHEREAS, the TIP is comprised of projects that are derived from the MPO's adopted 2035 Regional Transportation Plan, is consistent with local and state transportation plans, and has met the requirements of Title 23 Code of Federal Regulations Part 450.324; and

WHEREAS, the MPO has involved the public and interested stakeholders in an open and transparent process as detailed by the MPO's Public Participation Plan which includes a public review and comment period of no less than 21 days and two formal public hearings;

NOW, THEREFORE, BE IT RESOLVED by the Executive Board of the Nashville Area MPO, that Transportation Improvement Program for Federal Fiscal Years 2011 through 2015 is adopted in order to ensure the continued livability, sustainability, prosperity, and diversity of Middle Tennessee by implementing the short-range component of the 2035 Regional Transportation Plan.

Adopted this 15<sup>th</sup> day of December, 2010 by the Executive Board of the Nashville Area Metropolitan Planning Organization.



The Honorable Mayor Karl F. Dean  
Chairman, MPO Executive Board

Attest:



Michael Skipper, AICP  
Secretary, MPO Executive Board



U.S. Department  
of Transportation  
**Federal Highway  
Administration**

Tennessee Division

January 7, 2011

404 BNA Drive, Suite 508  
Nashville, Tennessee 37217  
Phone (615) 781-5770  
Fax (615) 781-5773  
www.fhwa.dot.gov

Mr. Paul Degges  
Chief Engineer  
Tennessee Department of Transportation  
James K. Polk Building, Suite 700  
Nashville, TN 37243-0349

In Reply Refer To:  
HPP-TN

Subject: 2011-2014 Nashville and Jackson TIPs

Dear Mr. Degges:

The Federal Highway Administration (FHWA) and Federal Transit Administration (FTA) have reviewed the Statewide Transportation Improvement Program (STIP) Amendment for Fiscal Years 2011-2014. The 23 CFR 450.220 requires FHWA and FTA approval of the STIP at least every four years. This amendment includes Transportation Improvement Programs without modification for the Nashville and Jackson Metropolitan Planning Organizations.

The Tennessee Department of Transportation has provided appropriate public involvement for the STIP amendment, and has documented appropriate fiscal constraint.

The FHWA and FTA approve the FY 2011-2014 STIP, as amended, based on the requirements of the 23 CFR 450. If you have any questions regarding this approval, please contact Britta Stein at (615) 781-5792, or Elizabeth Martin of FTA at (404) 865-5612.

Sincerely,

Pamela M. Kordenbrock  
Division Administrator

cc: Mr. Joe Carpenter, Chief Environment & Planning Bureau, TDOT  
Ms. Jeanne Stevens, Director, Long Range Planning, TDOT  
Mr. Jim Moore, Director, Program Development, TDOT  
Ms. Deborah Fleming, MPO Program Coordinator, TDOT  
Ms. Angela Midgett, MPO Program Coordinator, TDOT  
Mr. Keith Donaldson, MPO Coordinator, MPO  
Mr. Michael Skipper, MPO Coordinator, Nashville MPO  
Ms. Elizabeth Martin, Community Planner, FTA Region 4  
Ms. Valencia Williams, Community Planner, FTA Region 4  
Ms. Jamie Pfister, Planning & Program Director, FTA Region 4



**MPO RESOLUTION 2011-002**

**A RESOLUTION AMENDING THE TRANSPORTATION IMPROVEMENT PROGRAM  
FOR FEDERAL FISCAL YEARS 2011 THROUGH 2015**

**WHEREAS,** the Nashville Area Metropolitan Planning Organization (MPO) is responsible for the development and adoption of a Transportation Improvement Program (TIP) for the metropolitan planning area in cooperation with the state, local governments, and public transit operators; and

**WHEREAS,** on December 15, 2010, the MPO adopted the TIP for federal fiscal years 2011 through 2015 to advance projects contained within the MPO's 2035 Regional Transportation Plan; and

**WHEREAS,** the TIP consists of a staged multi-year program of federally and regionally significant transportation improvement projects that are financially constrained by year and includes an annual element for Metropolitan Nashville and Davidson County, Rutherford County, Sumner County, Williamson County, Wilson County, and portions of Maury and Robertson counties; and

**WHEREAS,** the MPO's Public Participation Plan allows the public and interested stakeholders a period of no less than 21 days to review proposed amendments to the TIP; and

**WHEREAS,** the following amendments have met all public noticing requirements, are consistent with the 2035 Regional Transportation Plan, and conform to the requirements of Title 23 Code of Federal Regulations Part 450.324;

**NOW, THEREFORE, BE IT RESOLVED** by the Executive Board of the Nashville Area Metropolitan Planning Organization, that the Fiscal Years 2011 through 2015 Transportation Improvement Program is amended as follows.


<b>Amend#</b>	<b>Project Description</b>	<b>Proposed Change</b>
2011-010	RTA - Martha Station Construction	Add funds
2011-011	MTA - New Satellite Maintenance and Office Facility (Peterbilt)	Add funds

Adopted this 18<sup>th</sup> day of May, 2011 by the Executive Board of the Nashville Area Metropolitan Planning Organization.



The Honorable Mayor Karl Dean  
Chairman, MPO Executive Board

Attest:



Michael Skipper  
Secretary, MPO Executive Board

# Nashville Area Metropolitan Planning Organization

## FY 2011-2015 TIP Amendments – May 2011

**TIP Amendment # 2011-010**

**TIP #:** 2009-85-010  
**2035 RTP#:** 1085-321  
**Project:** **Martha Station Construction**  
**Requested By:** Regional Transportation Authority (RTA)  
**Phase:** Construction  
**Fiscal Year(s):** 2011  
**Proposed Changes:** **Add funds**  
**Total Project Cost:** \$1,025,000

**FROM: \$ 875,000**

<i><b>FY</b></i>	<i><b>Type of Work</b></i>	<i><b>Funding</b></i>	<i><b>Total</b></i>	<i><b>Federal</b></i>	<i><b>State</b></i>	<i><b>Local</b></i>
2011	CONST	U-STP	875,000	700,000		175,000
<b>Total</b>			<b>875,000</b>	<b>700,000</b>		<b>175,000</b>

**TO: \$ 1,025,000**

<i><b>FY</b></i>	<i><b>Type of Work</b></i>	<i><b>Funding</b></i>	<i><b>Total</b></i>	<i><b>Federal</b></i>	<i><b>State</b></i>	<i><b>Local</b></i>
2011	CONST	U-STP	875,000	700,000		175,000
<b>2011</b>	<b>CONST</b>	<b>HPP(TN028)</b>	<b>150,000</b>	<b>120,000</b>		<b>30,000</b>
<b>Total</b>			<b>1,025,000</b>	<b>820,000</b>		<b>205,000</b>

**Description:** Construction of Permanent Station at Martha station for the Music City Star Commuter Rail.

**Background:** This project is an existing project in the 2011-15 TIP. The project is being amended to include HPP funds associated with Park and Ride Intermodal Centers for Nashville/Middle Tennessee Commuter Rail that were inadvertently omitted from being carried forward from the FY 2008-11 TIP. U-STP and HPP funds will be flexed to FTA.

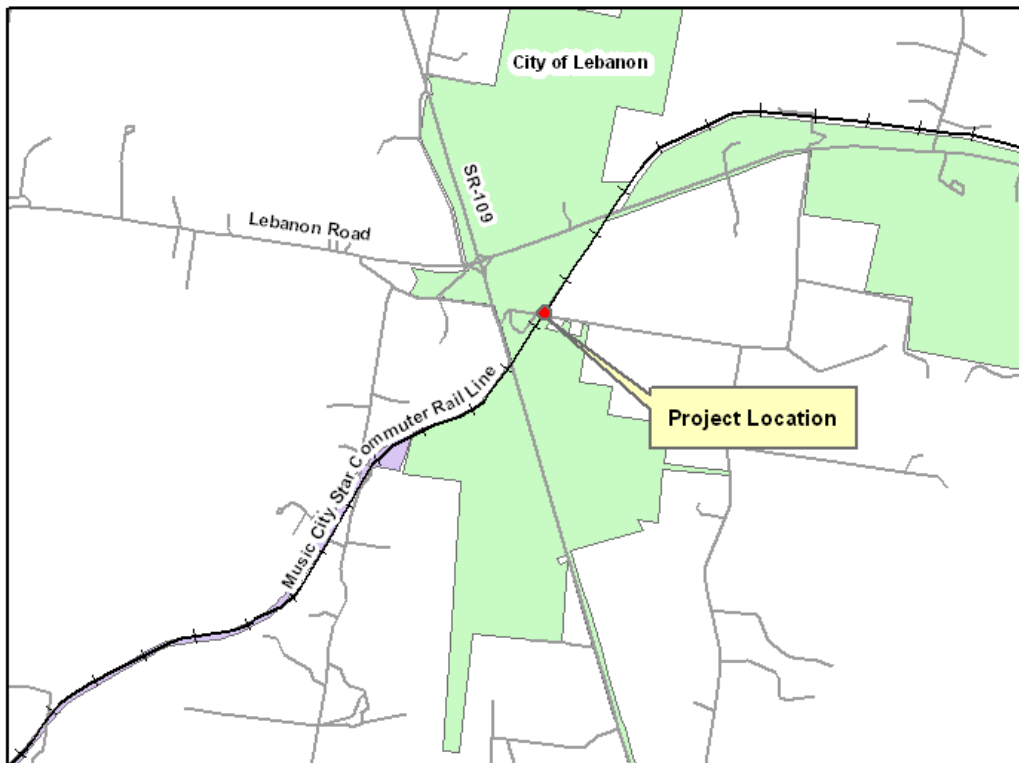


## Nashville Area MPO Fiscal Years 2011-2015 Transportation Improvement Program

<b>TIP #</b>	<input type="text" value="2009-85-010"/>	<b>TDOT PIN #</b>	<input type="text"/>	<b>Improvement Type</b>	<input type="text" value="Transit Capital"/>	<b>Lead Agency</b>	<input type="text" value="RTA"/>
<b>County</b>	<input type="text" value="Regional"/>	<b>Length</b>	<input type="text"/> mi	<b>RTP#</b>	<input type="text" value="1085-321"/>	<b>Conformity Status</b>	<input type="text" value="Exempt"/>
<b>Route/Project Name</b>	<input type="text" value="Martha Station Construction"/>					<b>Total Project Cost</b>	<input type="text" value="\$1,472,985"/>
<b>Termini or Intersection</b>	<input type="text" value="Music City Star Line @ Martha"/>						
<b>Project Description</b>	<input type="text" value="Construction of Permanent Station at Martha station for the Music City Star Commuter Rail."/>						

Fiscal Year	Type of Work	Funding Type	Total Funds	Fed Funds	State Funds	Local Funds
<input type="text" value="2011"/>	<input type="text" value="CONST"/>	<input type="text" value="U-STP"/>	<input type="text" value="\$875,000"/>	<input type="text" value="\$700,000"/>	<input type="text"/>	<input type="text" value="\$175,000"/>
<input type="text"/>	<input type="text"/>	<input type="text"/>	<input type="text"/>	<input type="text"/>	<input type="text"/>	<input type="text"/>
<input type="text"/>	<input type="text"/>	<input type="text"/>	<input type="text"/>	<input type="text"/>	<input type="text"/>	<input type="text"/>
<input type="text"/>	<input type="text"/>	<input type="text"/>	<input type="text"/>	<input type="text"/>	<input type="text"/>	<input type="text"/>

		<b>Remarks</b>		
<b>Amendment 1 #</b>	<input type="text"/>	<b>Admin Modification 1#</b>	<input type="text"/>	
<b>Amended on</b>	<input type="text"/>	<b>Modified on</b>	<input type="text"/>	
<b>Amendment 2 #</b>	<input type="text"/>	<b>Admin Modification 2#</b>	<input type="text"/>	
<b>Amended on</b>	<input type="text"/>	<b>Modified on</b>	<input type="text"/>	



This map is for illustrative purposes only. Drawings depict conceptual project corridors and areas, not approved alignments.



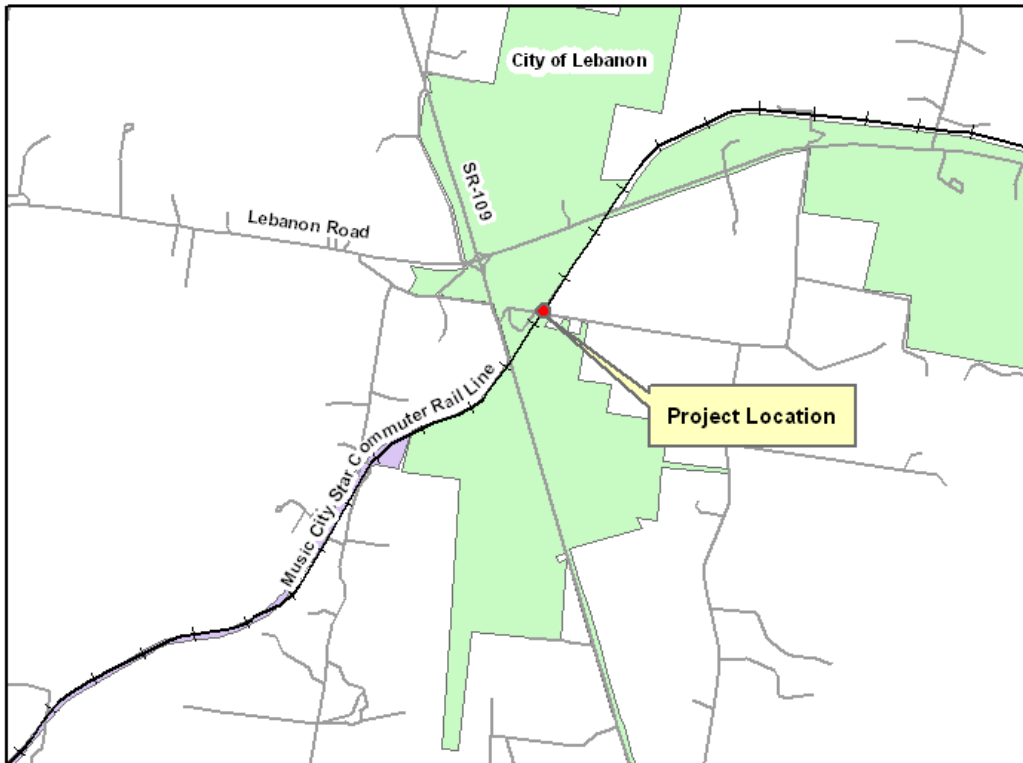
# Nashville Area MPO Fiscal Years 2011-2015 Transportation Improvement Program

**REVISED**

<b>TIP #</b>	<input type="text" value="2009-85-010"/>	<b>TDOT PIN #</b>	<input type="text"/>	<b>Improvement Type</b>	<input type="text" value="Transit Capital"/>	<b>Lead Agency</b>	<input type="text" value="RTA"/>
<b>County</b>	<input type="text" value="Regional"/>	<b>Length</b>	<input type="text"/> mi	<b>RTP#</b>	<input type="text" value="1085-321"/>	<b>Conformity Status</b>	<input type="text" value="Exempt"/>
<b>Route/Project Name</b>	<input type="text" value="Martha Station Construction"/>					<b>Total Project Cost</b>	<input type="text" value="\$1,472,985"/>
<b>Termini or Intersection</b>	<input type="text" value="Music City Star Line @ Martha"/>						
<b>Project Description</b>	<input type="text" value="Construction of Permanent Station at Martha station for the Music City Star Commuter Rail."/>						

Fiscal Year	Type of Work	Funding Type	Total Funds	Fed Funds	State Funds	Local Funds
<input type="text" value="2011"/>	<input type="text" value="CONST"/>	<input type="text" value="U-STP"/>	<input type="text" value="\$875,000"/>	<input type="text" value="\$700,000"/>	<input type="text"/>	<input type="text" value="\$175,000"/>
<input type="text" value="2011"/>	<input type="text" value="CONST"/>	<input type="text" value="HPP"/>	<input type="text" value="\$150,000"/>	<input type="text" value="\$120,000"/>	<input type="text"/>	<input type="text" value="\$30,000"/>
<input type="text"/>	<input type="text"/>	<input type="text"/>	<input type="text"/>	<input type="text"/>	<input type="text"/>	<input type="text"/>
<input type="text"/>	<input type="text"/>	<input type="text"/>	<input type="text"/>	<input type="text"/>	<input type="text"/>	<input type="text"/>

			<b>Remarks</b>	<input type="text" value="HPP funds = TN028. U-STP and HPP funds to be flexed to FTA"/>
<b>Amendment 1 #</b>	<input type="text" value="2011-010"/>	<b>Admin Modification 1#</b>	<input type="text"/>	
<b>Amended on</b>	<input type="text" value="5/18/2011"/>	<b>Modified on</b>	<input type="text"/>	
<b>Amendment 2 #</b>	<input type="text"/>	<b>Admin Modification 2#</b>	<input type="text"/>	
<b>Amended on</b>	<input type="text"/>	<b>Modified on</b>	<input type="text"/>	



This map is for illustrative purposes only. Drawings depict conceptual project corridors and areas, not approved alignments.

This page left blank intentionally

**Nashville Area MPO  
Transportation Improvement Program  
FYs 2011 through 2015**

Funding Tables, Before May 18, 2011 Amendment

**Table 1. FYs 2011-2015 TDOT Program Funds**

<b>Grant Program</b>	<b>FY 2011</b>	<b>FY 2012</b>	<b>FY 2013</b>	<b>FY 2014</b>	<b>FY 2015</b>	<b>TOTAL</b>
Total Amount Programmed*	\$ 227,578,904	\$ 78,616,953	\$ 77,966,412	\$ 20,978,979	\$ 431,250	\$ 405,572,498
BRR-L (Bridge Replacement & Rehabilitation - Local)	\$ 408,000	\$ 408,000	\$ 408,000	\$ 408,000	\$ -	\$ 1,632,000
BRR-S (Bridge Replacement & Rehabilitation - State)	\$ 3,240,000	\$ 3,240,000	\$ 3,240,000	\$ 3,240,000	\$ -	\$ 12,960,000
CMAQ (Congestion Mitigation Air Quality)	\$ 11,293,043	\$ 3,606,825	\$ 4,013,300	\$ 1,615,000	\$ -	\$ 20,528,168
DEMO (Section 115 Demonstration Program)	\$ 354,172	\$ -	\$ -	\$ -	\$ -	\$ 354,172
ENH (Enhancement Grants)	\$ 5,306,875	\$ 2,440,238	\$ 2,000,000	\$ 2,000,000	\$ -	\$ 11,747,113
HPP (High Priority Projects)	\$ 29,914,228	\$ 800,430	\$ 664,000	\$ 844,800	\$ -	\$ 32,223,458
HSIP (Highway Safety Improvement Program)	\$ 7,470,000	\$ 1,800,000	\$ 1,800,000	\$ 1,800,000	\$ -	\$ 12,870,000
H-STP (STP Set Aside for Hazard Elimination)	\$ 100,000	\$ -	\$ -	\$ -	\$ -	\$ 100,000
IM (Interstate Maintenance)	\$ 65,403,000	\$ 31,005,000	\$ 47,002,500	\$ 1,305,000	\$ -	\$ 144,715,500
ITS (Intelligent Transportation Systems)	\$ 1,891,073	\$ -	\$ -	\$ -	\$ -	\$ 1,891,073
NHS (National Highway System)	\$ 5,384,000	\$ 800,000	\$ 800,000	\$ 800,000	\$ -	\$ 7,784,000
NSBP (National Scenic Byways Program)	\$ 276,644	\$ -	\$ -	\$ -	\$ -	\$ 276,644
PLHD (Public Lands Highways)	\$ 4,023,107	\$ -	\$ -	\$ -	\$ -	\$ 4,023,107
SRTS (Safe Routes to School)	\$ 850,000	\$ 850,000	\$ 850,000	\$ 850,000	\$ -	\$ 3,400,000
STP (State Surface Transportation Program)	\$ 28,402,542	\$ 4,513,168	\$ 3,200,480	\$ 3,428,480	\$ -	\$ 39,544,670
STP-S (STP Set Aside for Safety Improvements)	\$ -	\$ -	\$ 266,400	\$ -	\$ -	\$ 266,400
State Funds (includes matching funds)	\$ 63,262,220	\$ 29,153,292	\$ 13,721,732	\$ 4,687,699	\$ 431,250	\$ 111,256,193

\*Funds are programmed only if corresponding revenue is anticipated by TDOT.

Table 2. FYs 2011-2015 MPO Funds: FHWA Grant Revenues

Grant Program	Opening Balance*	FY 2011 Allocation	FY 2012 Allocation	FY 2013 Allocation	FY 2014 Allocation	FY 2015 Allocation	Total Revenue
Total Revenue	\$ 77,766,914	\$ 17,283,436	\$ 17,801,939	\$ 18,335,997	\$ 19,987,189	\$ 20,586,805	\$ 171,762,280
STP Nash-Davidson UZA	\$ 63,059,849	\$ 14,972,607	\$ 15,421,785	\$ 15,884,439	\$ 16,360,972	\$ 16,851,801	\$ 142,551,453
STP Murfreesboro UZA	\$ 10,302,617	\$ 2,310,829	\$ 2,380,154	\$ 2,451,558	\$ 2,525,105	\$ 2,600,858	\$ 22,571,122
STP Lebanon**	\$ 1,389,339	\$ -	\$ -	\$ -	\$ 347,335	\$ 357,755	\$ 2,094,429
STP Spring Hill**	\$ 1,313,746	\$ -	\$ -	\$ -	\$ 328,437	\$ 338,290	\$ 1,980,472
STP Fairview**	\$ 486,114	\$ -	\$ -	\$ -	\$ 121,529	\$ 125,174	\$ 732,817
STP Portland**	\$ 612,637	\$ -	\$ -	\$ -	\$ 153,159	\$ 157,754	\$ 923,550
STP White House**	\$ 602,612	\$ -	\$ -	\$ -	\$ 150,653	\$ 155,173	\$ 908,438

\*Opening balance includes unobligated funds from prior years. \*\*Local Urban Area STP for communities 5,000 to 50,000 in population is allocated by TDOT in four-year cycles.

Table 3. FYs 2011-2015 MPO Funds: FHWA Grant Expenditures

Grant Program	FY 2011	FY 2012	FY 2013	FY 2014	FY 2015	TOTAL
Total Amount Programmed	\$ 84,383,117	\$ 7,677,834	\$ 6,420,000	\$ 3,876,000	\$ 1,500,000	\$ 103,856,951
STP Nash-Davidson UZA	\$ 73,248,055	\$ 4,678,584	\$ 660,000	\$ 500,000	\$ 1,500,000	\$ 80,586,639
STP Murfreesboro UZA	\$ 7,988,320	\$ 2,868,000	\$ 5,760,000	\$ 2,720,000	\$ -	\$ 19,336,320
STP Lebanon	\$ 894,454	\$ 131,250	\$ -	\$ 656,000	\$ -	\$ 1,681,704
STP Spring Hill	\$ 1,135,966	\$ -	\$ -	\$ -	\$ -	\$ 1,135,966
STP Fairview	\$ -	\$ -	\$ -	\$ -	\$ -	\$ -
STP Portland	\$ 545,110	\$ -	\$ -	\$ -	\$ -	\$ 545,110
STP White House	\$ 571,212	\$ -	\$ -	\$ -	\$ -	\$ 571,212

Table 4. FYs 2011-2015 MPO Funds: FHWA Unprogrammed Revenues

Grant Program	FY 2011	FY 2012	FY 2013	FY 2014	FY 2015
Remaining Balance*	\$ 10,667,233	\$ 20,791,338	\$ 32,707,335	\$ 49,059,750	\$ 68,146,554
STP Nash-Davidson UZA	\$ 4,784,401	\$ 15,527,602	\$ 30,752,041	\$ 46,613,013	\$ 61,964,814
STP Murfreesboro UZA	\$ 4,625,126	\$ 4,137,280	\$ 828,838	\$ 633,944	\$ 3,234,802
STP Lebanon	\$ 494,885	\$ 363,635	\$ 363,635	\$ 54,970	\$ 412,725
STP Spring Hill	\$ 177,780	\$ 177,780	\$ 177,780	\$ 506,217	\$ 844,506
STP Fairview	\$ 486,114	\$ 486,114	\$ 486,114	\$ 607,643	\$ 732,817
STP Portland	\$ 67,527	\$ 67,527	\$ 67,527	\$ 493,310	\$ 651,064
STP White House	\$ 31,400	\$ 31,400	\$ 31,400	\$ 150,653	\$ 305,826

\* Annual cumulative balance.

Table 5. FYs 2011-2015 MPO Funds: FHWA Construction Reserves &amp; Balances

Grant Program	FY 2011 to FY 2015
STP Nash-Davidson UZA Unprogrammed Funds	\$ 61,964,814
STP Nash-Davidson UZA Construction Reserve	\$ 61,486,922
STP Nash-Davidson UZA Remaining Balance	\$ 477,892
STP Murfreesboro UZA Unprogrammed Funds	\$ 3,234,802
STP Murfreesboro UZA Construction Reserve	\$ 2,000,000
STP Murfreesboro UZA Remaining Balance	\$ 1,234,802

Table 6. FYs 2011-2015 MPO Funds: FTA Grant Revenues

Grant Program	Opening Balance*	FY 2011 Allocation	FY 2012 Allocation	FY 2013 Allocation	FY 2014 Allocation	FY 2015 Allocation	Total Revenue
Total Revenue	\$ 4,987,386	\$ 15,782,536	\$ 14,868,994	\$ 18,888,335	\$ 19,457,185	\$ 20,040,901	\$ 94,025,337
5307 Nash-Davidson UZA	\$ -	\$ 11,683,802	\$ 12,034,316	\$ 16,000,000	\$ 16,480,000	\$ 16,974,400	\$ 73,172,518
5307 Murfreesboro UZA	\$ 4,000,000	\$ 2,006,160	\$ 2,066,345	\$ 2,128,335	\$ 2,192,185	\$ 2,257,951	\$ 14,650,976
5316 Nash-Davidson UZA	\$ 539,887	\$ 440,113	\$ 455,000	\$ 470,000	\$ 485,000	\$ 499,550	\$ 2,889,550
5317 Nash-Davidson UZA	\$ 378,086	\$ 272,461	\$ 313,333	\$ 290,000	\$ 300,000	\$ 309,000	\$ 1,862,880
5309 Capital Investments	\$ 69,413	\$ 200,000	\$ -	\$ -	\$ -	\$ -	\$ 269,413
5339 Alternative Analysis	\$ -	\$ 1,180,000	\$ -	\$ -	\$ -	\$ -	\$ 1,180,000

\*Opening balance includes unobligated funds from prior years.

Table 7. FYs 2011-2015 MPO Funds: FTA Grant Expenditures

Grant Program	FY 2011	FY 2012	FY 2013	FY 2014	FY 2015	TOTAL
Total Amount Programmed	\$ 19,721,820	\$ 13,683,220	\$ 15,724,643	\$ 16,873,850	\$ 3,450,000	\$ 69,453,533
5307 Nash-Davidson UZA	\$ 11,676,110	\$ 11,393,162	\$ 13,397,265	\$ 14,474,451	\$ 3,450,000	\$ 54,390,988
5307 Murfreesboro UZA	\$ 4,965,750	\$ 1,521,725	\$ 1,567,378	\$ 1,614,399	\$ -	\$ 9,669,252
5316 Nash-Davidson UZA	\$ 980,000	\$ 455,000	\$ 470,000	\$ 485,000	\$ -	\$ 2,390,000
5317 Nash-Davidson UZA	\$ 650,547	\$ 313,333	\$ 290,000	\$ 300,000	\$ -	\$ 1,553,880
5309 Capital Investments	\$ 269,413	\$ -	\$ -	\$ -	\$ -	\$ 269,413
5339 Alternative Analysis	\$ 1,180,000	\$ -	\$ -	\$ -	\$ -	\$ 1,180,000

Table 8. FYs 2011-2015 MPO Funds: FTA Unprogrammed Revenues

Grant Program	FY 2011	FY 2012	FY 2013	FY 2014	FY 2015
Remaining Balance*	\$ 1,048,102	\$ 2,233,875	\$ 5,397,567	\$ 7,980,902	\$ 24,571,803
5307 Nash-Davidson UZA	\$ 7,692	\$ 648,846	\$ 3,251,581	\$ 5,257,130	\$ 18,781,530
5307 Murfreesboro UZA	\$ 1,040,410	\$ 1,585,030	\$ 2,145,987	\$ 2,723,773	\$ 4,981,723
5316 Nash-Davidson UZA	\$ -	\$ -	\$ -	\$ -	\$ 499,550
5317 Nash-Davidson UZA	\$ -	\$ -	\$ -	\$ -	\$ 309,000
5309 Capital Investments	\$ -	\$ -	\$ -	\$ -	\$ -
5339 Alternative Analysis	\$ -	\$ -	\$ -	\$ -	\$ -

\* Annual cumulative balance.

This page left blank intentionally

Nashville Area MPO  
 Transportation Improvement Program  
 FYs 2011 through 2015

Funding Tables, After May 18, 2011 Amendment

Table 1. FYs 2011-2015 TDOT Program Funds

Grant Program	FY 2011	FY 2012	FY 2013	FY 2014	FY 2015	TOTAL
Total Amount Programmed*	\$ 227,716,941	\$ 78,616,953	\$ 77,966,412	\$ 20,978,979	\$ 431,250	\$ 405,710,535
BRR-L (Bridge Replacement & Rehabilitation - Local)	\$ 408,000	\$ 408,000	\$ 408,000	\$ 408,000	\$ -	\$ 1,632,000
BRR-S (Bridge Replacement & Rehabilitation - State)	\$ 3,240,000	\$ 3,240,000	\$ 3,240,000	\$ 3,240,000	\$ -	\$ 12,960,000
CMAQ (Congestion Mitigation Air Quality)	\$ 11,293,043	\$ 3,606,825	\$ 4,013,300	\$ 1,615,000	\$ -	\$ 20,528,168
DEMO (Section 115 Demonstration Program)	\$ 354,172	\$ -	\$ -	\$ -	\$ -	\$ 354,172
ENH (Enhancement Grants)	\$ 5,306,875	\$ 2,440,238	\$ 2,000,000	\$ 2,000,000	\$ -	\$ 11,747,113
HPP (High Priority Projects)	\$ 29,914,228	\$ 800,430	\$ 664,000	\$ 844,800	\$ -	\$ 32,223,458
HSIP (Highway Safety Improvement Program)	\$ 7,470,000	\$ 1,800,000	\$ 1,800,000	\$ 1,800,000	\$ -	\$ 12,870,000
H-STP (STP Set Aside for Hazard Elimination)	\$ 100,000	\$ -	\$ -	\$ -	\$ -	\$ 100,000
IM (Interstate Maintenance)	\$ 65,403,000	\$ 31,005,000	\$ 47,002,500	\$ 1,305,000	\$ -	\$ 144,715,500
ITS (Intelligent Transportation Systems)	\$ 1,891,073	\$ -	\$ -	\$ -	\$ -	\$ 1,891,073
NHS (National Highway System)	\$ 5,384,000	\$ 800,000	\$ 800,000	\$ 800,000	\$ -	\$ 7,784,000
NSBP (National Scenic Byways Program)	\$ 276,644	\$ -	\$ -	\$ -	\$ -	\$ 276,644
PLHD (Public Lands Highways)	\$ 4,023,107	\$ -	\$ -	\$ -	\$ -	\$ 4,023,107
SRTS (Safe Routes to School)	\$ 850,000	\$ 850,000	\$ 850,000	\$ 850,000	\$ -	\$ 3,400,000
STP (State Surface Transportation Program)	\$ 28,402,542	\$ 4,513,168	\$ 3,200,480	\$ 3,428,480	\$ -	\$ 39,544,670
STP-S (STP Set Aside for Safety Improvements)	\$ -	\$ -	\$ 266,400	\$ -	\$ -	\$ 266,400
State Funds (includes matching funds)	\$ 63,400,257	\$ 29,153,292	\$ 13,721,732	\$ 4,687,699	\$ 431,250	\$ 111,394,230

\*Funds are programmed only if corresponding revenue is anticipated by TDOT.

**Table 2. FYs 2011-2015 MPO Funds: FHWA Grant Revenues**

Grant Program	Opening Balance*	FY 2011 Allocation	FY 2012 Allocation	FY 2013 Allocation	FY 2014 Allocation	FY 2015 Allocation	Total Revenue
Total Revenue	\$ 77,766,914	\$ 17,283,436	\$ 17,801,939	\$ 18,335,997	\$ 19,987,189	\$ 20,586,805	\$ 171,762,280
STP Nash-Davidson UZA	\$ 63,059,849	\$ 14,972,607	\$ 15,421,785	\$ 15,884,439	\$ 16,360,972	\$ 16,851,801	\$ 142,551,453
STP Murfreesboro UZA	\$ 10,302,617	\$ 2,310,829	\$ 2,380,154	\$ 2,451,558	\$ 2,525,105	\$ 2,600,858	\$ 22,571,122
STP Lebanon**	\$ 1,389,339	\$ -	\$ -	\$ -	\$ 347,335	\$ 357,755	\$ 2,094,429
STP Spring Hill**	\$ 1,313,746	\$ -	\$ -	\$ -	\$ 328,437	\$ 338,290	\$ 1,980,472
STP Fairview**	\$ 486,114	\$ -	\$ -	\$ -	\$ 121,529	\$ 125,174	\$ 732,817
STP Portland**	\$ 612,637	\$ -	\$ -	\$ -	\$ 153,159	\$ 157,754	\$ 923,550
STP White House**	\$ 602,612	\$ -	\$ -	\$ -	\$ 150,653	\$ 155,173	\$ 908,438

\*Opening balance includes unobligated funds from prior years. \*\*Local Urban Area STP for communities 5,000 to 50,000 in population is allocated by TDOT in four-year cycles.

**Table 3. FYs 2011-2015 MPO Funds: FHWA Grant Expenditures**

Grant Program	FY 2011	FY 2012	FY 2013	FY 2014	FY 2015	TOTAL
Total Amount Programmed	\$ 84,383,117	\$ 7,677,834	\$ 6,420,000	\$ 3,876,000	\$ 1,500,000	\$ 103,856,951
STP Nash-Davidson UZA	\$ 73,248,055	\$ 4,678,584	\$ 660,000	\$ 500,000	\$ 1,500,000	\$ 80,586,639
STP Murfreesboro UZA	\$ 7,988,320	\$ 2,868,000	\$ 5,760,000	\$ 2,720,000	\$ -	\$ 19,336,320
STP Lebanon	\$ 894,454	\$ 131,250	\$ -	\$ 656,000	\$ -	\$ 1,681,704
STP Spring Hill	\$ 1,135,966	\$ -	\$ -	\$ -	\$ -	\$ 1,135,966
STP Fairview	\$ -	\$ -	\$ -	\$ -	\$ -	\$ -
STP Portland	\$ 545,110	\$ -	\$ -	\$ -	\$ -	\$ 545,110
STP White House	\$ 571,212	\$ -	\$ -	\$ -	\$ -	\$ 571,212

**Table 4. FYs 2011-2015 MPO Funds: FHWA Unprogrammed Revenues**

<b>Grant Program</b>	<b>FY 2011</b>	<b>FY 2012</b>	<b>FY 2013</b>	<b>FY 2014</b>	<b>FY 2015</b>
Remaining Balance*	\$ 10,667,233	\$ 20,791,338	\$ 32,707,335	\$ 49,059,750	\$ 68,146,554
STP Nash-Davidson UZA	\$ 4,784,401	\$ 15,527,602	\$ 30,752,041	\$ 46,613,013	\$ 61,964,814
STP Murfreesboro UZA	\$ 4,625,126	\$ 4,137,280	\$ 828,838	\$ 633,944	\$ 3,234,802
STP Lebanon	\$ 494,885	\$ 363,635	\$ 363,635	\$ 54,970	\$ 412,725
STP Spring Hill	\$ 177,780	\$ 177,780	\$ 177,780	\$ 506,217	\$ 844,506
STP Fairview	\$ 486,114	\$ 486,114	\$ 486,114	\$ 607,643	\$ 732,817
STP Portland	\$ 67,527	\$ 67,527	\$ 67,527	\$ 493,310	\$ 651,064
STP White House	\$ 31,400	\$ 31,400	\$ 31,400	\$ 150,653	\$ 305,826

\* Annual cumulative balance.

**Table 5. FYs 2011-2015 MPO Funds: FHWA Construction Reserves & Balances**

<b>Grant Program</b>	<b>FY 2011 to FY 2015</b>
STP Nash-Davidson UZA Unprogrammed Funds	\$ 61,964,814
STP Nash-Davidson UZA Construction Reserve	\$ 61,486,922
STP Nash-Davidson UZA Remaining Balance	\$ 477,892
STP Murfreesboro UZA Unprogrammed Funds	\$ 3,234,802
STP Murfreesboro UZA Construction Reserve	\$ 2,000,000
STP Murfreesboro UZA Remaining Balance	\$ 1,234,802

**Table 6. FYs 2011-2015 MPO Funds: FTA Grant Revenues**

Grant Program	Opening Balance*	FY 2011 Allocation	FY 2012 Allocation	FY 2013 Allocation	FY 2014 Allocation	FY 2015 Allocation	Total Revenue
Total Revenue	\$ 4,987,386	\$ 16,886,836	\$ 14,868,994	\$ 18,888,335	\$ 19,457,185	\$ 20,040,901	\$ 95,129,637
5307 Nash-Davidson UZA	\$ -	\$ 11,683,802	\$ 12,034,316	\$ 16,000,000	\$ 16,480,000	\$ 16,974,400	\$ 73,172,518
5307 Murfreesboro UZA	\$ 4,000,000	\$ 2,006,160	\$ 2,066,345	\$ 2,128,335	\$ 2,192,185	\$ 2,257,951	\$ 14,650,976
5316 Nash-Davidson UZA	\$ 539,887	\$ 440,113	\$ 455,000	\$ 470,000	\$ 485,000	\$ 499,550	\$ 2,889,550
5317 Nash-Davidson UZA	\$ 378,086	\$ 272,461	\$ 313,333	\$ 290,000	\$ 300,000	\$ 309,000	\$ 1,862,880
5309 Capital Investments	\$ 69,413	\$ 1,304,300	\$ -	\$ -	\$ -	\$ -	\$ 1,373,713
5339 Alternative Analysis	\$ -	\$ 1,180,000	\$ -	\$ -	\$ -	\$ -	\$ 1,180,000

\*Opening balance includes unobligated funds from prior years.

**Table 7. FYs 2011-2015 MPO Funds: FTA Grant Expenditures**

Grant Program	FY 2011	FY 2012	FY 2013	FY 2014	FY 2015	TOTAL
Total Amount Programmed	\$ 20,826,120	\$ 13,683,220	\$ 15,724,643	\$ 16,873,850	\$ 3,450,000	\$ 70,557,833
5307 Nash-Davidson UZA	\$ 11,676,110	\$ 11,393,162	\$ 13,397,265	\$ 14,474,451	\$ 3,450,000	\$ 54,390,988
5307 Murfreesboro UZA	\$ 4,965,750	\$ 1,521,725	\$ 1,567,378	\$ 1,614,399	\$ -	\$ 9,669,252
5316 Nash-Davidson UZA	\$ 980,000	\$ 455,000	\$ 470,000	\$ 485,000	\$ -	\$ 2,390,000
5317 Nash-Davidson UZA	\$ 650,547	\$ 313,333	\$ 290,000	\$ 300,000	\$ -	\$ 1,553,880
5309 Capital Investments	\$ 1,373,713	\$ -	\$ -	\$ -	\$ -	\$ 1,373,713
5339 Alternative Analysis	\$ 1,180,000	\$ -	\$ -	\$ -	\$ -	\$ 1,180,000

**Table 8. FYs 2011-2015 MPO Funds: FTA Unprogrammed Revenues**

Grant Program	FY 2011	FY 2012	FY 2013	FY 2014	FY 2015
Remaining Balance*	\$ 1,048,102	\$ 2,233,875	\$ 5,397,567	\$ 7,980,902	\$ 24,571,803
5307 Nash-Davidson UZA	\$ 7,692	\$ 648,846	\$ 3,251,581	\$ 5,257,130	\$ 18,781,530
5307 Murfreesboro UZA	\$ 1,040,410	\$ 1,585,030	\$ 2,145,987	\$ 2,723,773	\$ 4,981,723
5316 Nash-Davidson UZA	\$ -	\$ -	\$ -	\$ -	\$ 499,550
5317 Nash-Davidson UZA	\$ -	\$ -	\$ -	\$ -	\$ 309,000
5309 Capital Investments	\$ -	\$ -	\$ -	\$ -	\$ -
5339 Alternative Analysis	\$ -	\$ -	\$ -	\$ -	\$ -

\* Annual cumulative balance.